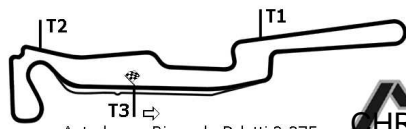


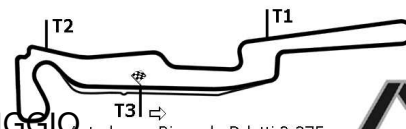
# CAMPIONATO ITALIANO FORMULA 3 TEST UFFICIALI



Autodromo Riccardo Paletti 2.375m.



## CHRONOLOGICAL ANALYSIS SESSIONE POMERIGGIO



Autodromo Riccardo Paletti 2.375m.

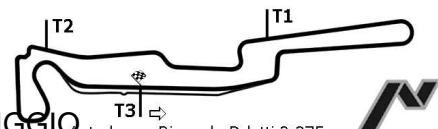
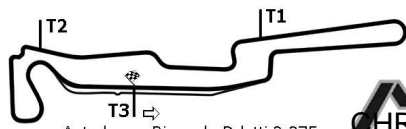


LAP SETT.1 SETT.2 FINISH TIME

LAP SETT.1 SETT.2 FINISH TIME

2	BVM SRL			ITA
	BVM	DALLARA F308	E	CIF3
1)	35'20.895	15.456	21.655	<b>1'06.210</b> p1
2)	28.946	15.548	22.747	<b>1'07.241</b> p1
3)	29.069	15.377	21.604	<b>1'06.050</b> p1
4)	28.680	15.269	21.551	<b>1'05.500</b> p1
5)	33.868	16.770	21.964	<b>1'12.602</b> p1
6)	28.724	19.227	23.704	<b>1'11.655</b> p1
7)	28.854	15.750	25.889	<b>1'10.493</b> Bp1
8)	9'22.566	17.044	22.901	<b>10'02.511</b> p1
9)	30.169	16.509	21.855	<b>1'08.533</b> p1
10)	28.831	15.325	21.501	<b>1'05.657</b> p1
11)	28.809	15.227	21.457	<b>1'05.493</b> p1
12)	28.808	15.144	21.616	<b>1'05.568</b> p1
13)	36.661	16.644	25.033	<b>1'18.338</b> Bp1
14)	7'30.255	18.634	22.819	<b>8'11.708</b> p1
15)	36'01.532	17.356	22.687	<b>36'41.575</b> p1
16)	28.982	15.435	21.533	<b>1'05.950</b> p1
17)	28'56.153	17.837	22.479	<b>29'36.469</b> p1
18)	28.807	15.116	21.273	<b>1'05.196</b> p1
19)	28.534	15.033	21.218	<b>1'04.785</b> p1
20)	28.461	14.977	21.019	<b>1'04.457</b> p1
21)	28.477	15.135	21.144	<b>1'04.756</b> p1
22)	28.516	14.971	20.953	<b>1'04.440</b> p1
23)	28.310	14.791	21.141	<b>1'04.242</b> p1
24)	28.353	14.956	26.191	<b>1'09.500</b> Bp1
25)	13'23.135	19.791	22.930	<b>14'05.856</b> p1
26)	28.665	15.427	24.082	<b>1'08.174</b> p1
27)	28.713	15.576	22.306	<b>1'06.595</b> p1
28)	28.542	15.093	21.271	<b>1'04.906</b> p1
29)	28.385	15.057	21.132	<b>1'04.574</b> p1
30)	36.282	15.831	23.185	<b>1'15.298</b> p1
31)	28.556	15.951	24.633	<b>1'09.140</b> Bp1
32)	27'21.884	17.095	22.545	<b>28'01.524</b> p1
33)	28.721	15.211	21.346	<b>1'05.278</b> p1
34)	28.550	15.134	21.254	<b>1'04.938</b> p1
35)	14'11.369	17.502	22.341	<b>14'51.212</b> p1
36)	28.920	15.082	21.118	<b>1'05.120</b> p1
37)	28.542	15.008	20.852	<b>1'04.402</b> p1
38)	28.506	15.413	21.056	<b>1'04.975</b> p1
39)	11'38.482	20.434	25.264	<b>12'24.180</b> p1
40)	28.734	16.399	23.953	<b>1'09.086</b> p1
41)	28.666	15.052	21.065	<b>1'04.783</b> p1
42)	28.327	14.965	20.971	<b>1'04.263</b> p1
43)	34.689	15.816	21.886	<b>1'12.391</b> p1
44)	28.343	14.912	21.036	<b>1'04.291</b> p1
45)	28.415	16.008	26.493	<b>1'10.916</b> Bp1

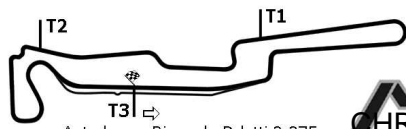
# CAMPIONATO ITALIANO FORMULA 3 TEST UFFICIALI



## CHRONOLOGICAL ANALYSIS SESSIONE POMERIGGIO

Autodromo Riccardo Paletti 2.375m.					Autodromo Riccardo Paletti 2.375m.				
LAP	SETT.1	SETT.2	FINISH	TIME	LAP	SETT.1	SETT.2	FINISH	TIME
<b>3</b>	<b>BVM SRL</b>			ITA	56)	27.995	14.582	28.515	<b>1'11.092</b> Bp1
	BVM	DALLARA F308		CIF3	57)	1'32.649	16.512	23.394	<b>2'12.555</b> Bp1
1)	38'00.615	14.714	20.853	<b>1'04.266</b> p1	58)	1'14.364	15.621	25.216	<b>1'55.201</b> Bp1
2)	28.161	14.716	20.628	<b>1'03.505</b> p1	59)	1'06.219	15.051	24.921	<b>1'46.191</b> Bp1
3)	28.122	14.867	23.580	<b>1'06.569</b> p1	60)	1'16.643	15.106	23.106	<b>1'54.855</b> Bp1
4)	28.224	15.293	21.129	<b>1'04.646</b> p1					
5)	28.457	14.822	21.278	<b>1'04.557</b> p1					
6)	28.300	14.890	20.791	<b>1'03.981</b> p1					
7)	28.331	14.776	20.742	<b>1'03.849</b> p1					
8)	28.246	14.663	20.706	<b>1'03.615</b> p1					
9)	28.232	14.748	22.514	<b>1'05.494</b> Bp1					
10)	9'26.032	14.983	21.367	<b>10'02.382</b> p1					
11)	28.365	14.768	20.722	<b>1'03.855</b> p1					
12)	28.249	14.849	20.712	<b>1'03.810</b> p1					
13)	28.281	14.783	21.006	<b>1'04.070</b> p1					
14)	28.541	14.823	20.953	<b>1'04.317</b> p1					
15)	37.841	17.536	22.495	<b>1'17.872</b> p1					
16)	28.381	14.774	25.855	<b>1'09.010</b> Bp1					
17)	33'15.527	15.302	21.260	<b>33'52.089</b> p1					
18)	28.462	14.923	20.814	<b>1'04.199</b> p1					
19)	28.454	14.786	20.940	<b>1'04.180</b> p1					
20)	28.306	14.832	20.850	<b>1'03.988</b> p1					
21)	28.283	14.801	20.837	<b>1'03.921</b> p1					
22)	28.325	14.638	20.678	<b>1'03.641</b> p1					
23)	28.192	14.761	20.878	<b>1'03.831</b> p1					
24)	30'45.119	15.366	21.615	<b>31'22.100</b> p1					
25)	28.348	14.862	20.924	<b>1'04.134</b> p1					
26)	28.225	14.842	20.689	<b>1'03.756</b> p1					
27)	28.142	14.628	20.762	<b>1'03.532</b> p1					
28)	28.175	14.734	20.637	<b>1'03.546</b> p1					
29)	28.136	14.668	20.577	<b>1'03.381</b> p1					
30)	27.955	14.631	20.633	<b>1'03.219</b> p1					
31)	29.375	16.361	28.813	<b>1'14.549</b> Bp1					
32)	13'05.920	19.565	32.151	<b>13'57.636</b> Bp1					
33)	2'44.957	16.643	20.963	<b>3'22.563</b> p1					
34)	27.990	14.697	20.584	<b>1'03.271</b> p1					
35)	27.863	14.717	20.437	<b>1'03.017</b> p1					
36)	27.835	17.418	22.571	<b>1'07.824</b> p1					
37)	27.937	14.502	20.450	<b>1'02.889</b> p1					
38)	27.822	14.583	20.351	<b>1'02.756</b> p1					
39)	23'26.220	17.246	22.002	<b>24'05.468</b> p1					
40)	28.133	14.706	20.578	<b>1'03.417</b> p1					
41)	27.895	14.743	20.540	<b>1'03.178</b> p1					
42)	27.900	15.029	20.639	<b>1'03.568</b> p1					
43)	12'13.428	20.931	23.000	<b>12'57.359</b> p1					
44)	28.162	14.686	20.601	<b>1'03.449</b> p1					
45)	28.006	14.651	20.476	<b>1'03.133</b> p1					
46)	33.146	14.737	21.083	<b>1'08.966</b> p1					
47)	28.019	14.597	20.858	<b>1'03.474</b> p1					
48)	12'21.575	15.155	22.128	<b>12'58.858</b> p1					
49)	30.350	18.281	23.616	<b>1'12.247</b> p1					
50)	28.450	14.706	20.562	<b>1'03.718</b> p1					
51)	27.998	14.560	20.554	<b>1'03.112</b> p1					
52)	27.966	14.823	20.476	<b>1'03.265</b> p1					
53)	28.093	14.627	20.431	<b>1'03.151</b> p1					
54)	32.239	16.607	20.633	<b>1'09.479</b> p1					
55)	27.912	14.624	20.382	<b>1'02.918</b> p1					

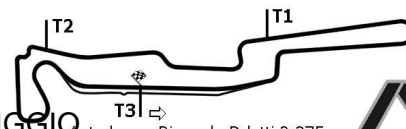
# CAMPIONATO ITALIANO FORMULA 3 TEST UFFICIALI



Autodromo Riccardo Paletti 2.375m.



## CHRONOLOGICAL ANALYSIS SESSIONE POMERIGGIO



Autodromo Riccardo Paletti 2.375m.

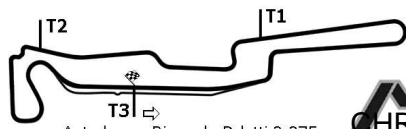


LAP SETT.1 SETT.2 FINISH TIME

LAP SETT.1 SETT.2 FINISH TIME

5		PREMA JUNIOR SRL		ITA
		PREMA JUNIOR	DALLARA F308	CIF3
1)	34'06.585	15.230	21.400	<b>14'47.421</b> p1
2)	28.453	14.883	20.912	<b>1'04.248</b> p1
3)	28.375	14.910	20.914	<b>1'04.199</b> p1
4)	28.512	14.805	22.991	<b>1'06.308</b> p1
5)	28.549	14.801	20.935	<b>1'04.285</b> p1
6)	28.317	14.851	20.795	<b>1'03.963</b> p1
7)	28.332	14.849	20.942	<b>1'04.123</b> p1
8)	29.752	16.992	27.718	<b>1'14.462</b> Bp1
9)	8'17.922	15.614	21.309	<b>8'54.845</b> p1
10)	28.448	14.957	20.973	<b>1'04.378</b> p1
11)	28.414	17.963	21.485	<b>1'07.862</b> p1
12)	28.455	14.841	20.999	<b>1'04.295</b> p1
13)	28.346	14.809	20.969	<b>1'04.124</b> p1
14)	28.494	14.863	28.156	<b>1'11.513</b> Bp1
15)	43'03.713	16.610	21.644	<b>:43'41.967</b> p1
16)	28.615	15.031	21.051	<b>1'04.697</b> p1
17)	28.328	14.990	21.093	<b>1'04.411</b> p1
18)	28.405	14.841	21.084	<b>1'04.330</b> p1
19)	28.503	14.747	20.995	<b>1'04.245</b> p1
20)	28.312	14.695	21.016	<b>1'04.023</b> p1
21)	7'30.925	17.415	22.729	<b>8'11.069</b> p1
22)	29.364	15.178	21.110	<b>1'05.652</b> p1
23)	28.288	14.728	20.627	<b>1'03.643</b> p1
24)	28.078	14.589	20.669	<b>1'03.336</b> p1
25)	11'19.642	15.549	21.919	<b>11'57.110</b> p1
26)	28.270	14.757	20.686	<b>1'03.713</b> p1
27)	28.138	14.767	20.681	<b>1'03.586</b> p1
28)	28.086	14.742	20.617	<b>1'03.445</b> p1
29)	30'00.657	18.898	30.822	<b>30'50.377</b> p1
30)	29.740	16.577	21.445	<b>1'07.762</b> p1
31)	28.256	14.792	20.513	<b>1'03.561</b> p1
32)	27.979	14.661	20.377	<b>1'03.017</b> p1
33)	28.108	14.849	20.439	<b>1'03.396</b> p1
34)	28.043	14.671	20.621	<b>1'03.335</b> p1
35)	28.064	14.795	20.907	<b>1'03.766</b> p1
36)	29.707	18.910	29.550	<b>1'18.167</b> Bp1
37)	5'04.630	15.122	20.960	<b>5'40.712</b> p1
38)	28.509	14.863	20.815	<b>1'04.187</b> p1
39)	28.109	14.754	20.816	<b>1'03.679</b> p1
40)	30.066	15.570	21.221	<b>1'06.857</b> p1

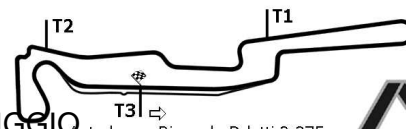
# CAMPIONATO ITALIANO FORMULA 3 TEST UFFICIALI



Autodromo Riccardo Paletti 2.375m.



CHRONOLOGICAL ANALYSIS SESSIONE POMERIGGIO



Autodromo Riccardo Paletti 2.375m.

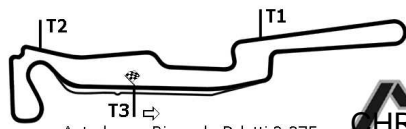


LAP SETT.1 SETT.2 FINISH TIME

LAP SETT.1 SETT.2 FINISH TIME

6 RC MOTORSPORT SRL					ITA
RC MOTORSPOR DALLARA F308 E					CIF3
1)	39'51.833	16.772	22.492	<b>1'15.243</b>	p1
2)	37.867	17.932	23.144	<b>1'18.943</b>	p1
3)	30.858	16.218	26.450	<b>1'13.526</b>	Bp1
4)	5'26.024	17.618	22.867	<b>6'06.509</b>	p1
5)	29.736	16.707	22.675	<b>1'09.118</b>	p1
6)	29.227	16.114	22.075	<b>1'07.416</b>	p1
7)	30.692	16.210	25.369	<b>1'12.271</b>	Bp1
8)	13'28.758	16.239	22.569	<b>14'07.566</b>	p1
9)	30'57.058	15.966	22.229	<b>31'35.253</b>	p1
10)	28.643	15.091	21.388	<b>1'05.122</b>	p1
11)	28.641	15.086	21.570	<b>1'05.297</b>	p1
12)	29.499	15.396	21.851	<b>1'06.746</b>	p1
13)	28.753	15.132	21.402	<b>1'05.287</b>	p1
14)	28.747	15.107	21.314	<b>1'05.168</b>	p1
15)	28.768	15.162	22.403	<b>1'06.333</b>	p1
16)	27'50.714	17.736	23.807	<b>28'32.257</b>	p1
17)	28.939	15.411	21.522	<b>1'05.872</b>	p1
18)	28.663	15.256	21.617	<b>1'05.536</b>	p1
19)	28.586	15.154	21.431	<b>1'05.171</b>	p1
20)	28.525	15.049	21.375	<b>1'04.949</b>	p1
21)	29.084	16.317	26.683	<b>1'12.084</b>	Bp1
22)	3'32.314	16.767	23.122	<b>4'12.203</b>	p1
23)	28.862	15.154	21.675	<b>1'05.691</b>	p1
24)	10'41.639	17.503	22.630	<b>11'21.772</b>	p1
25)	29.414	15.559	23.713	<b>1'08.686</b>	p1
26)	29.465	16.908	32.826	<b>1'19.199</b>	Bp1
27)	4'32.374	18.300	24.016	<b>5'14.690</b>	p1
28)	28.828	15.477	22.104	<b>1'06.409</b>	p1
29)	33.325	23.180	33.165	<b>1'29.670</b>	Bp1
30)	35'40.929	18.192	22.684	<b>36'21.805</b>	p1
31)	29.310	15.393	21.498	<b>1'06.201</b>	p1
32)	28.432	14.964	20.838	<b>1'04.234</b>	p1
33)	28.013	14.831	20.907	<b>1'03.751</b>	p1
34)	28.072	14.727	20.855	<b>1'03.654</b>	p1
35)	28.025	14.916	20.980	<b>1'03.921</b>	p1
36)	28.112	14.835	20.597	<b>1'03.544</b>	p1
37)	27.993	14.700	20.994	<b>1'03.687</b>	p1
38)	35.408	16.757	24.898	<b>1'17.063</b>	Bp1
39)	11'59.552	18.429	23.330	<b>12'41.311</b>	p1
40)	31.444	15.789	21.441	<b>1'08.674</b>	p1
41)	28.422	14.824	20.879	<b>1'04.125</b>	p1
42)	28.116	14.771	20.672	<b>1'03.559</b>	p1
43)	28.146	14.859	20.876	<b>1'03.881</b>	p1
44)	28.333	14.722	21.000	<b>1'04.055</b>	p1
45)	28.457	14.945	21.608	<b>1'05.010</b>	p1
46)	28.178	14.779	20.852	<b>1'03.809</b>	p1
47)	27.993	14.865	20.959	<b>1'03.817</b>	p1
48)	28.355	14.913	20.990	<b>1'04.258</b>	p1
49)	28.078	14.829	20.941	<b>1'03.848</b>	p1
50)	30.328	17.026	26.143	<b>1'13.497</b>	Bp1

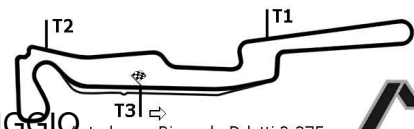
# CAMPIONATO ITALIANO FORMULA 3 TEST UFFICIALI



Autodromo Riccardo Paletti 2.375m.



## CHRONOLOGICAL ANALYSIS SESSIONE POMERIGGIO



Autodromo Riccardo Paletti 2.375m.

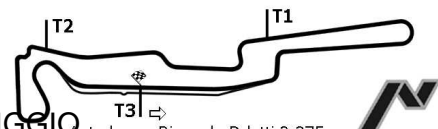
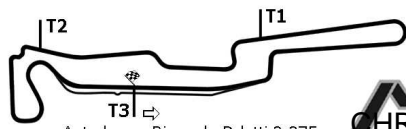


LAP SETT.1 SETT.2 FINISH TIME

LAP SETT.1 SETT.2 FINISH TIME

7		RC MOTORSPORT SRL			ITA
		RC MOTORSPOR DALLARA F308			CIF3
1)	53'08.545	15.934	23.311	<b>1'09.410</b>	p1
2)	29.500	15.386	21.664	<b>1'06.550</b>	p1
3)	28.846	15.263	21.566	<b>1'05.675</b>	p1
4)	29.056	15.111	21.412	<b>1'05.579</b>	p1
5)	28.731	14.901	21.320	<b>1'04.952</b>	p1
6)	28.610	14.973	21.379	<b>1'04.962</b>	p1
7)	28.568	15.232	21.402	<b>1'05.202</b>	p1
8)	28.734	15.151	21.920	<b>1'05.805</b>	p1
9)	28.569	15.022	21.343	<b>1'04.934</b>	p1
10)	28.743	15.022	21.166	<b>1'04.931</b>	p1
11)	28.714	15.117	26.386	<b>1'10.217</b>	Bp1
12)	29'47.056	16.465	22.929	<b>:30'26.450</b>	p1
13)	28.984	15.136	21.458	<b>1'05.578</b>	p1
14)	28.824	15.103	21.927	<b>1'05.854</b>	p1
15)	28.575	15.074	21.037	<b>1'04.686</b>	p1
16)	28.431	15.004	21.014	<b>1'04.449</b>	p1
17)	28.411	14.863	20.766	<b>1'04.040</b>	p1
18)	29.093	15.905	30.501	<b>1'15.499</b>	p1
19)	28.358	14.942	21.193	<b>1'04.493</b>	p1
20)	28.505	18.301	22.004	<b>1'08.810</b>	p1
21)	28.487	14.830	20.739	<b>1'04.056</b>	p1
22)	28.361	14.842	20.888	<b>1'04.091</b>	p1
23)	00'51.713	18.949	23.138	<b>:01'33.800</b>	p1
24)	29.173	15.222	21.634	<b>1'06.029</b>	p1
25)	28.600	14.936	20.979	<b>1'04.515</b>	p1
26)	28.222	14.797	20.854	<b>1'03.873</b>	p1
27)	28.176	14.864	21.008	<b>1'04.048</b>	p1
28)	28.271	14.735	20.968	<b>1'03.974</b>	p1
29)	28.764	14.854	21.199	<b>1'04.817</b>	p1
30)	28.231	14.818	20.632	<b>1'03.681</b>	p1
31)	28.136	14.914	21.498	<b>1'04.548</b>	p1
32)	28.083	14.861	20.739	<b>1'03.683</b>	p1
33)	28.214	14.923	20.732	<b>1'03.869</b>	p1
34)	36.686	19.017	23.644	<b>1'19.347</b>	p1

# CAMPIONATO ITALIANO FORMULA 3 TEST UFFICIALI



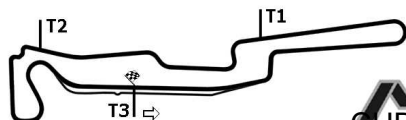
## CHRONOLOGICAL ANALYSIS SESSIONE POMERIGGIO

LAP SETT.1 SETT.2 FINISH TIME

LAP SETT.1 SETT.2 FINISH TIME

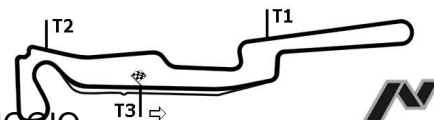
8 ARCO MOTORSPORT SRL		ITA			
ARCO MOTORSP DALLARA F308		CIF3			
1)	35'28.283	15.875	21.856	<b>29'20.121</b>	p1
2)	28.456	14.995	21.104	<b>1'04.555</b>	p1
3)	28.213	14.895	20.997	<b>1'04.105</b>	p1
4)	28.300	14.866	21.065	<b>1'04.231</b>	p1
5)	28.420	15.695	20.956	<b>1'05.071</b>	p1
6)	28.193	15.032	21.311	<b>1'04.536</b>	p1
7)	28.151	16.030	21.076	<b>1'05.257</b>	p1
8)	28.161	14.922	21.102	<b>1'04.185</b>	p1
9)	28.185	15.204	24.584	<b>1'07.973</b>	Bp1
10)	19'55.887	16.935	22.204	<b>20'35.026</b>	p1
11)	28.488	16.736	21.600	<b>1'06.824</b>	p1
12)	28.212	15.186	26.267	<b>1'09.665</b>	p1
13)	28.419	15.016	21.160	<b>1'04.595</b>	p1
14)	28.176	14.874	20.995	<b>1'04.045</b>	p1
15)	28.372	15.040	21.024	<b>1'04.436</b>	p1
16)	28.100	15.023	20.963	<b>1'04.086</b>	p1
17)	28.012	14.921	21.078	<b>1'04.011</b>	p1
18)	33.163	16.290	21.648	<b>1'11.101</b>	p1
19)	28.203	14.892	21.131	<b>1'04.226</b>	p1
20)	28.053	14.854	21.034	<b>1'03.941</b>	p1
21)	28.076	14.815	20.933	<b>1'03.824</b>	p1
22)	28.142	14.988	23.299	<b>1'06.429</b>	Bp1
23)	34'54.041	15.875	21.365	<b>35'31.281</b>	p1
24)	28.208	14.842	20.891	<b>1'03.941</b>	p1
25)	28.038	14.885	20.827	<b>1'03.750</b>	p1
26)	27.944	14.863	20.718	<b>1'03.525</b>	p1
27)	11'38.848	16.207	22.632	<b>12'17.687</b>	p1
28)	29.730	18.649	22.551	<b>1'10.930</b>	p1
29)	28.056	14.769	20.587	<b>1'03.412</b>	p1
30)	27.749	14.760	20.509	<b>1'03.018</b>	p1
31)	8'03.373	15.055	20.903	<b>8'39.331</b>	p1
32)	27.795	14.761	20.646	<b>1'03.202</b>	p1
33)	28.177	14.798	20.763	<b>1'03.738</b>	p1
34)	27.790	14.843	20.519	<b>1'03.152</b>	p1
35)	27.780	14.868	20.521	<b>1'03.169</b>	p1
36)	33.598	17.147	22.193	<b>1'12.938</b>	p1
37)	28.000	14.732	20.633	<b>1'03.365</b>	p1
38)	27.812	15.037	22.622	<b>1'05.471</b>	Bp1
39)	13'15.045	16.519	23.130	<b>13'54.694</b>	p1
40)	28.582	15.014	21.016	<b>1'04.612</b>	p1
41)	27.781	14.718	20.438	<b>1'02.937</b>	p1
42)	27.782	14.679	20.366	<b>1'02.827</b>	p1
43)	27.584	14.460	20.271	<b>1'02.315</b>	p1
44)	27.611	14.638	20.355	<b>1'02.604</b>	p1
45)	34.662	18.001	23.609	<b>1'16.272</b>	p1
46)	27.610	14.587	21.451	<b>1'03.648</b>	p1
47)	27.557	15.090	22.557	<b>1'05.204</b>	Bp1
48)	3'16.647	15.889	21.290	<b>3'53.826</b>	p1
49)	27.874	14.772	20.517	<b>1'03.163</b>	p1
50)	27.754	14.697	20.575	<b>1'03.026</b>	p1
51)	27.813	14.752	20.527	<b>1'03.092</b>	p1
52)	27.958	15.887	24.358	<b>1'08.203</b>	Bp1

# CAMPIONATO ITALIANO FORMULA 3 TEST UFFICIALI



Autodromo Riccardo Paletti 2.375m.

## CHRONOLOGICAL ANALYSIS SESSIONE POMERIGGIO



Autodromo Riccardo Paletti 2.375m.

LAP    SETT.1    SETT.2    FINISH    TIME

LAP    SETT.1    SETT.2    FINISH    TIME

**9 ARCO MOTORSPORT SRL**    ITA  
ARCO MOTORSP DALLARA F308    E    CIF3

1)	05'56.499	15.736	22.248	<b>1'08.463</b>	p1
2)	31'04.635	16.724	22.111	<b>31'43.470</b>	p1
3)	29.419	15.621	21.881	<b>1'06.921</b>	p1
4)	29.170	15.213	21.522	<b>1'05.905</b>	p1
5)	28.896	18.398	22.141	<b>1'09.435</b>	p1
6)	28.955	15.112	21.385	<b>1'05.452</b>	p1
7)	28.850	15.160	21.305	<b>1'05.315</b>	p1

# CAMPIONATO ITALIANO FORMULA 3 TEST UFFICIALI



Autodromo Riccardo Paletti 2.375m.



## CHRONOLOGICAL ANALYSIS SESSIONE POMERIGGIO



Autodromo Riccardo Paletti 2.375m.



LAP    SETT.1    SETT.2    FINISH    TIME

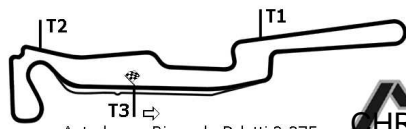
LAP    SETT.1    SETT.2    FINISH    TIME

**10 CORBETTA COMPETIZIONI SR**    ITA  
CORBETTA COM DALLARA F310    E    CIF3

1)	35'27.648	14.968	21.470	<b>1'05.346</b>	p1
2)	28.744	14.986	21.203	<b>1'04.933</b>	p1
3)	28.686	14.945	21.037	<b>1'04.668</b>	p1
4)	28.614	15.038	21.009	<b>1'04.661</b>	p1
5)	28.917	14.825	21.140	<b>1'04.882</b>	p1
6)	28.606	14.897	21.081	<b>1'04.584</b>	p1
7)	28.599	15.112	21.133	<b>1'04.844</b>	p1
8)	28.662	15.017	21.029	<b>1'04.708</b>	p1
9)	28.545	14.874	24.096	<b>1'07.515</b>	Bp1
10)	53'40.271	15.615	21.497	<b>54'17.383</b>	p1
11)	28.792	14.922	21.041	<b>1'04.755</b>	p1
12)	28.610	14.928	20.887	<b>1'04.425</b>	p1
13)	28.695	14.879	20.963	<b>1'04.537</b>	p1
14)	28.816	15.059	21.200	<b>1'05.075</b>	p1
15)	28.567	15.163	20.995	<b>1'04.725</b>	p1
16)	38'34.464	16.847	21.963	<b>39'13.274</b>	p1
17)	28.666	15.024	21.034	<b>1'04.724</b>	p1
18)	10'11.389	15.467	21.977	<b>10'48.833</b>	p1
19)	28.754	15.030	21.175	<b>1'04.959</b>	p1
20)	28.592	14.874	22.258	<b>1'05.724</b>	p1
21)	28.476	14.936	21.070	<b>1'04.482</b>	p1
22)	28.430	14.842	20.837	<b>1'04.109</b>	p1
23)	28.556	15.262	20.867	<b>1'04.685</b>	p1
24)	28.485	15.138	23.870	<b>1'07.493</b>	Bp1
25)	11'55.376	15.240	21.417	<b>12'32.033</b>	p1
26)	28.366	14.771	20.625	<b>1'03.762</b>	p1
27)	28.087	14.824	20.584	<b>1'03.495</b>	p1



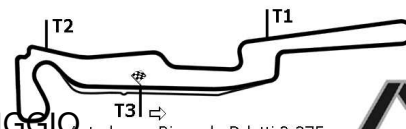
# CAMPIONATO ITALIANO FORMULA 3 TEST UFFICIALI



Autodromo Riccardo Paletti 2.375m.



CHRONOLOGICAL ANALYSIS SESSIONE POMERIGGIO



Autodromo Riccardo Paletti 2.375m.

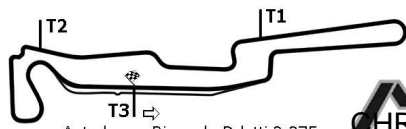


LAP SETT.1 SETT.2 FINISH TIME

LAP SETT.1 SETT.2 FINISH TIME

11 LUCIDI MOTORS SRL		ITA			
LUCIDI MOTOR DALLARA F308		CIF3			
1)	50'41.843	15.252	21.426	<b>1'06.147</b>	p1
2)	28.592	15.028	21.217	<b>1'04.837</b>	p1
3)	28.366	14.920	21.123	<b>1'04.409</b>	p1
4)	28.612	14.923	21.085	<b>1'04.620</b>	p1
5)	28.488	14.971	20.938	<b>1'04.397</b>	p1
6)	28.355	14.743	21.030	<b>1'04.128</b>	p1
7)	28.437	14.848	20.905	<b>1'04.190</b>	p1
8)	30.740	17.444	28.849	<b>1'17.033</b>	Bp1
9)	34'07.096	16.981	22.791	<b>34'46.868</b>	p1
10)	28.963	15.194	21.304	<b>1'05.461</b>	p1
11)	28.434	14.943	21.155	<b>1'04.532</b>	p1
12)	28.380	14.886	21.262	<b>1'04.528</b>	p1
13)	28.400	14.896	21.011	<b>1'04.307</b>	p1
14)	28.482	19.659	22.451	<b>1'10.592</b>	p1
15)	29.458	16.017	21.158	<b>1'06.633</b>	p1
16)	28.593	14.815	22.047	<b>1'05.455</b>	p1
17)	28.521	15.884	27.023	<b>1'11.428</b>	Bp1
18)	21'20.565	18.968	29.277	<b>22'08.810</b>	Bp1
19)	6'16.328	15.635	21.553	<b>6'53.516</b>	p1
20)	28.553	14.925	20.841	<b>1'04.319</b>	p1
21)	28.298	14.830	20.795	<b>1'03.923</b>	p1
22)	28.180	14.936	20.734	<b>1'03.850</b>	p1
23)	28.097	14.767	20.629	<b>1'03.493</b>	p1
24)	29.562	18.311	20.890	<b>1'08.763</b>	p1
25)	28.168	14.675	20.506	<b>1'03.349</b>	p1
26)	28.008	14.719	20.630	<b>1'03.357</b>	p1
27)	27.898	14.738	20.495	<b>1'03.131</b>	p1
28)	27.944	17.487	22.121	<b>1'07.552</b>	p1
29)	28.072	14.660	20.554	<b>1'03.286</b>	p1
30)	28.060	14.778	20.701	<b>1'03.539</b>	p1
31)	28.150	14.644	20.469	<b>1'03.263</b>	p1
32)	58'21.727	16.290	21.513	<b>58'59.530</b>	p1
33)	28.333	14.888	20.812	<b>1'04.033</b>	p1
34)	28.316	14.785	20.554	<b>1'03.655</b>	p1
35)	28.145	14.737	20.684	<b>1'03.566</b>	p1
36)	28.158	14.695	20.654	<b>1'03.507</b>	p1
37)	28.187	14.747	20.771	<b>1'03.705</b>	p1
38)	30.534	19.011	23.184	<b>1'12.729</b>	p1
39)	28.174	14.693	20.636	<b>1'03.503</b>	p1
40)	16'16.568	16.388	21.983	<b>16'54.939</b>	p1
41)	28.772	14.768	20.729	<b>1'04.269</b>	p1
42)	31.244	22.824	22.986	<b>1'17.054</b>	p1
43)	28.106	14.849	20.710	<b>1'03.665</b>	p1
44)	29.044	15.168	21.664	<b>1'05.876</b>	p1
45)	27.951	14.627	20.483	<b>1'03.061</b>	p1
46)	27.994	14.677	20.737	<b>1'03.408</b>	p1
47)	27.830	14.650	20.428	<b>1'02.908</b>	p1
48)	27.815	14.582	20.616	<b>1'03.013</b>	p1
49)	28.027	46.507	25.455	<b>1'39.989</b>	p1
50)	28.077	14.709	20.568	<b>1'03.354</b>	p1
51)	28.270	14.786	20.564	<b>1'03.620</b>	p1

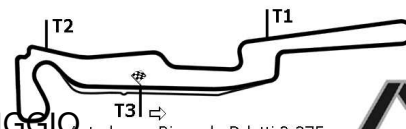
# CAMPIONATO ITALIANO FORMULA 3 TEST UFFICIALI



Autodromo Riccardo Paletti 2.375m.



## CHRONOLOGICAL ANALYSIS SESSIONE POMERIGGIO



Autodromo Riccardo Paletti 2.375m.



LAP SETT.1 SETT.2 FINISH TIME

LAP SETT.1 SETT.2 FINISH TIME

**12 J.D. MOTORSPORT SRL** ITA  
J.D. MOTORSP MYGALE M10 F E CIF3

1)	15'51.251	15.157	21.734	<b>1'05.578</b>	p1
2)	28.563	15.077	21.426	<b>1'05.066</b>	p1
3)	28.490	15.210	21.576	<b>1'05.276</b>	p1
4)	28.409	15.460	23.842	<b>1'07.711</b>	p1
5)	14'28.717	15.515	22.096	<b>15'06.328</b>	p1
6)	28.943	15.266	24.944	<b>1'09.153</b>	p1
7)	28.468	15.201	22.282	<b>1'05.951</b>	p1
8)	28.546	15.020	21.424	<b>1'04.990</b>	p1
9)	28.338	15.034	21.426	<b>1'04.798</b>	p1
10)	28.796	15.069	21.312	<b>1'05.177</b>	p1
11)	28.270	14.929	21.396	<b>1'04.595</b>	p1
12)	28.311	15.140	21.246	<b>1'04.697</b>	p1
13)	30.165	15.487	25.457	<b>1'11.109</b>	Bp1
14)	13'13.647	16.468	22.241	<b>13'52.356</b>	p1
15)	31.389	15.174	21.352	<b>1'07.915</b>	p1
16)	28.478	15.048	21.042	<b>1'04.568</b>	p1
17)	28.106	14.816	20.900	<b>1'03.822</b>	p1
18)	28.148	14.764	21.109	<b>1'04.021</b>	p1
19)	28.197	14.939	21.026	<b>1'04.162</b>	p1
20)	30.983	15.643	22.017	<b>1'08.643</b>	p1
21)	28.229	14.756	21.004	<b>1'03.989</b>	p1
22)	28.394	15.588	24.721	<b>1'08.703</b>	Bp1
23)	01'33.033	16.674	23.191	<b>:02'12.898</b>	p1
24)	28.798	15.227	21.312	<b>1'05.337</b>	p1
25)	28.362	15.070	21.090	<b>1'04.522</b>	p1
26)	28.262	14.902	20.987	<b>1'04.151</b>	p1
27)	28.166	15.061	21.180	<b>1'04.407</b>	p1
28)	28.314	15.049	24.362	<b>1'07.725</b>	Bp1
29)	6'56.941	15.254	21.431	<b>7'33.626</b>	p1
30)	28.355	14.801	21.671	<b>1'04.827</b>	p1
31)	28.376	15.173	21.265	<b>1'04.814</b>	p1
32)	28.397	14.853	21.027	<b>1'04.277</b>	p1
33)	12'29.460	15.378	23.126	<b>13'07.964</b>	p1
34)	28.725	15.044	21.242	<b>1'05.011</b>	p1
35)	28.381	14.938	21.293	<b>1'04.612</b>	p1
36)	28.408	14.981	21.108	<b>1'04.497</b>	p1
37)	28.168	14.938	21.175	<b>1'04.281</b>	p1
38)	28.126	15.089	21.123	<b>1'04.338</b>	p1
39)	28.592	15.638	23.882	<b>1'08.112</b>	Bp1
40)	46'18.003	15.636	21.794	<b>46'55.433</b>	p1
41)	11'21.727	16.447	22.029	<b>12'00.203</b>	p1
42)	28.370	15.270	25.512	<b>1'09.152</b>	p1
43)	28.347	14.922	20.744	<b>1'04.013</b>	p1
44)	28.512	15.000	20.717	<b>1'04.229</b>	p1
45)	28.012	14.917	20.640	<b>1'03.569</b>	p1
46)	28.441	14.853	20.661	<b>1'03.955</b>	p1
47)	27.865	14.839	20.807	<b>1'03.511</b>	p1
48)	27.865	14.842	20.741	<b>1'03.448</b>	p1
49)	28.330	14.710	20.801	<b>1'03.841</b>	p1
50)	28.014	14.774	20.870	<b>1'03.658</b>	p1
51)	28.506	15.330	24.271	<b>1'08.107</b>	Bp1
52)	2'24.221	15.848	24.388	<b>3'04.457</b>	Bp1

# CAMPIONATO ITALIANO FORMULA 3 TEST UFFICIALI



Autodromo Riccardo Paletti 2.375m.

## CHRONOLOGICAL ANALYSIS SESSIONE POMERIGGIO



Autodromo Riccardo Paletti 2.375m.

LAP SETT.1 SETT.2 FINISH TIME

LAP SETT.1 SETT.2 FINISH TIME

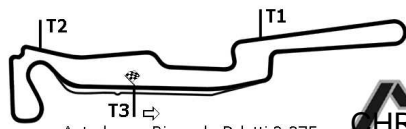
	LAP	SETT.1	SETT.2	FINISH	TIME	
<b>15</b>	<b>LUCIDI MOTORS SRL</b>					ITA
	LUCIDI MOTOR	DALLARA F308				CIF3
1)	49'14.952	15.026	21.292	<b>1'05.027</b>	p1	
2)	28.565	15.001	21.156	<b>1'04.722</b>	p1	
3)	28.582	14.889	21.030	<b>1'04.501</b>	p1	
4)	28.390	14.912	21.042	<b>1'04.344</b>	p1	
5)	28.292	14.900	21.195	<b>1'04.387</b>	p1	
6)	28.350	14.901	21.134	<b>1'04.385</b>	p1	
7)	28.228	14.868	21.083	<b>1'04.179</b>	p1	
8)	28.254	14.781	33.256	<b>1'16.291</b>	Bp1	
9)	35'20.810	16.593	21.781	<b>35'59.184</b>	p1	
10)	28.905	15.381	21.362	<b>1'05.648</b>	p1	
11)	28.704	15.101	21.089	<b>1'04.894</b>	p1	
12)	28.411	14.874	20.990	<b>1'04.275</b>	p1	
13)	28.347	14.946	21.097	<b>1'04.390</b>	p1	
14)	37.860	16.574	21.534	<b>1'15.968</b>	p1	
15)	28.355	14.923	21.078	<b>1'04.356</b>	p1	
16)	28.311	14.878	20.958	<b>1'04.147</b>	p1	
17)	28.256	14.873	20.918	<b>1'04.047</b>	p1	
18)	28.422	14.940	21.025	<b>1'04.387</b>	p1	
19)	28.220	14.846	20.894	<b>1'03.960</b>	p1	
20)	21'16.501	17.893	21.886	<b>21'56.280</b>	p1	
21)	28.913	15.257	21.251	<b>1'05.421</b>	p1	
22)	28.532	15.046	21.156	<b>1'04.734</b>	p1	
23)	28.285	15.061	26.385	<b>1'09.731</b>	p1	
24)	28.383	14.821	21.011	<b>1'04.215</b>	p1	
25)	28.278	14.884	20.919	<b>1'04.081</b>	p1	
26)	28.288	14.831	20.914	<b>1'04.033</b>	p1	
27)	28.234	16.991	23.729	<b>1'08.954</b>	p1	
28)	28.318	14.870	20.912	<b>1'04.100</b>	p1	
29)	28.729	18.790	30.840	<b>1'18.359</b>	Bp1	
30)	37'41.253	15.639	21.595	<b>38'18.487</b>	p1	
31)	28.632	14.943	21.168	<b>1'04.743</b>	p1	
32)	28.247	14.908	20.938	<b>1'04.093</b>	p1	
33)	12'52.800	15.998	21.535	<b>13'30.333</b>	p1	
34)	28.422	14.770	20.649	<b>1'03.841</b>	p1	
35)	27.787	14.782	20.503	<b>1'03.072</b>	p1	
36)	27.749	15.071	28.434	<b>1'11.254</b>	p1	
37)	7'17.868	16.402	21.814	<b>7'56.084</b>	p1	
38)	27.984	14.777	20.524	<b>1'03.285</b>	p1	
39)	27.787	14.629	20.423	<b>1'02.839</b>	p1	
40)	27.696	14.663	20.390	<b>1'02.749</b>	p1	
41)	28.653	15.921	22.130	<b>1'06.704</b>	p1	
42)	27.953	14.659	20.358	<b>1'02.970</b>	p1	
43)	31.701	16.403	21.673	<b>1'09.777</b>	p1	
44)	27.878	14.708	20.384	<b>1'02.970</b>	p1	
45)	29.179	18.511	31.544	<b>1'19.234</b>	Bp1	
46)	13'40.992	16.138	21.871	<b>14'19.001</b>	p1	
47)	28.443	14.851	20.677	<b>1'03.971</b>	p1	
48)	32.131	16.829	20.734	<b>1'09.694</b>	p1	
49)	27.836	14.736	20.822	<b>1'03.394</b>	p1	
50)	27.827	14.643	20.525	<b>1'02.995</b>	p1	
51)	27.829	16.133	22.809	<b>1'06.771</b>	p1	
52)	28.189	14.819	20.950	<b>1'03.958</b>	p1	
53)	27.697	14.688	20.482	<b>1'02.867</b>	p1	
54)	50.148	20.347	27.144	<b>1'37.639</b>	p1	
55)	28.058	14.619	20.620	<b>1'03.297</b>	p1	

---

<i>LAP</i>	<i>SETT.1</i>	<i>SETT.2</i>	<i>FINISH</i>	<i>TIME</i>
56)	36.276	18.261	30.979	<b>1'25.516</b> Bp1

<i>LAP</i>	<i>SETT.1</i>	<i>SETT.2</i>	<i>FINISH</i>	<i>TIME</i>
------------	---------------	---------------	---------------	-------------

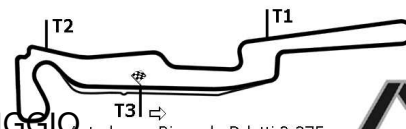
# CAMPIONATO ITALIANO FORMULA 3 TEST UFFICIALI



Autodromo Riccardo Paletti 2.375m.



## CHRONOLOGICAL ANALYSIS SESSIONE POMERIGGIO



Autodromo Riccardo Paletti 2.375m.

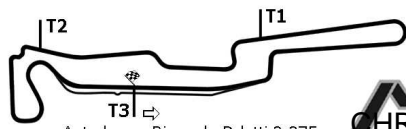


LAP SETT.1 SETT.2 FINISH TIME

LAP SETT.1 SETT.2 FINISH TIME

16	J.D. MOTORSPORT SRL			ITA
	J.D. MOTORSP	MYGALE M10 F		CIF3
1)	37'40.685	16.545	22.515	<b>1'10.795</b> p1
2)	30.363	15.835	21.807	<b>1'08.005</b> p1
3)	31.175	15.435	21.787	<b>1'08.397</b> p1
4)	31.541	15.851	21.554	<b>1'08.946</b> p1
5)	29.502	15.631	21.806	<b>1'06.939</b> p1
6)	32.542	16.221	28.075	<b>1'16.838</b> Bp1
7)	15'57.906	15.458	21.592	<b>16'34.956</b> p1
8)	28.703	14.870	21.231	<b>1'04.804</b> p1
9)	28.485	14.923	21.030	<b>1'04.438</b> p1
10)	28.416	14.856	20.986	<b>1'04.258</b> p1
11)	28.222	14.788	20.859	<b>1'03.869</b> p1
12)	28.337	14.852	21.126	<b>1'04.315</b> p1
13)	29'47.489	15.307	21.675	<b>30'24.471</b> p1
14)	28.541	14.886	21.079	<b>1'04.506</b> p1
15)	28.418	15.263	21.127	<b>1'04.808</b> p1
16)	28.341	15.085	20.826	<b>1'04.252</b> p1
17)	28.298	14.814	20.878	<b>1'03.990</b> p1
18)	28.352	14.836	20.954	<b>1'04.142</b> p1
19)	28.200	14.694	20.918	<b>1'03.812</b> p1
20)	28.312	14.763	20.976	<b>1'04.051</b> p1
21)	32'38.970	17.196	22.603	<b>33'18.769</b> p1
22)	28.953	15.029	21.342	<b>1'05.324</b> p1
23)	28.172	14.786	20.858	<b>1'03.816</b> p1
24)	28.162	14.887	20.894	<b>1'03.943</b> p1
25)	28.151	14.719	20.830	<b>1'03.700</b> p1
26)	28.075	16.988	21.727	<b>1'06.790</b> p1
27)	28.276	14.743	20.844	<b>1'03.863</b> p1
28)	58'32.647	16.165	23.315	<b>59'12.127</b> p1
29)	28.515	14.941	20.926	<b>1'04.382</b> p1
30)	28.176	14.899	20.929	<b>1'04.004</b> p1
31)	28.075	14.698	20.718	<b>1'03.491</b> p1
32)	27.996	14.767	20.838	<b>1'03.601</b> p1
33)	28.119	14.937	20.958	<b>1'04.014</b> p1
34)	28.200	17.662	21.689	<b>1'07.551</b> p1
35)	28.025	14.641	20.820	<b>1'03.486</b> p1

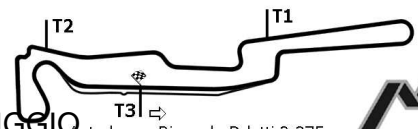
# CAMPIONATO ITALIANO FORMULA 3 TEST UFFICIALI



Autodromo Riccardo Paletti 2.375m.



## CHRONOLOGICAL ANALYSIS SESSIONE POMERIGGIO



Autodromo Riccardo Paletti 2.375m.



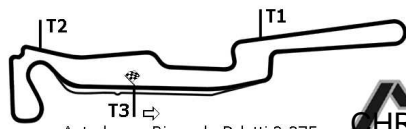
LAP SETT.1 SETT.2 FINISH TIME

LAP SETT.1 SETT.2 FINISH TIME

**17 EUROINTERNATIONAL** USA  
EUROINTERNAT MYGALE M10 F E CIF3

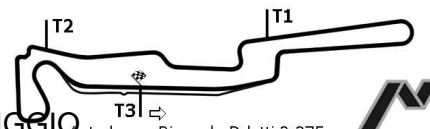
1)	34'06.702	15.081	21.454	<b>1'05.569</b>	p1
2)	29.107	15.190	21.446	<b>1'05.743</b>	p1
3)	29.121	15.390	21.672	<b>1'06.183</b>	p1
4)	28.812	14.768	20.909	<b>1'04.489</b>	p1
5)	28.619	14.763	20.938	<b>1'04.320</b>	p1
6)	28.508	14.716	20.953	<b>1'04.177</b>	p1
7)	28.452	14.749	21.069	<b>1'04.270</b>	p1
8)	33.823	18.487	25.200	<b>1'17.510</b>	p1
9)	28.315	15.282	29.312	<b>1'12.909</b>	Bp1
10)	30'27.872	16.447	21.861	<b>31'06.180</b>	p1
11)	28.640	14.981	21.041	<b>1'04.662</b>	p1
12)	28.572	15.040	20.914	<b>1'04.526</b>	p1
13)	28.222	14.874	20.891	<b>1'03.987</b>	p1
14)	28.184	14.783	20.847	<b>1'03.814</b>	p1
15)	31.967	21.865	23.113	<b>1'16.945</b>	p1
16)	28.183	14.837	21.097	<b>1'04.117</b>	p1
17)	28.165	14.764	20.930	<b>1'03.859</b>	p1
18)	29.042	16.580	21.699	<b>1'07.321</b>	p1
19)	28.139	14.782	20.956	<b>1'03.877</b>	p1
20)	11'08.214	16.086	21.899	<b>11'46.199</b>	p1
21)	28.714	15.344	25.201	<b>1'09.259</b>	p1
22)	28.644	14.812	21.106	<b>1'04.562</b>	p1
23)	28.377	14.809	20.976	<b>1'04.162</b>	p1
24)	28.130	16.476	24.137	<b>1'08.743</b>	p1
25)	28.287	14.762	20.785	<b>1'03.834</b>	p1
26)	28.731	17.442	21.625	<b>1'07.798</b>	p1
27)	28.391	14.750	25.362	<b>1'08.503</b>	Bp1
28)	44'19.873	19.646	22.612	<b>45'02.131</b>	p1
29)	28.765	15.392	22.845	<b>1'07.002</b>	p1
30)	11'52.147	16.084	23.040	<b>12'31.271</b>	p1
31)	28.686	15.070	20.982	<b>1'04.738</b>	p1
32)	28.318	14.751	20.683	<b>1'03.752</b>	p1
33)	28.460	15.744	21.380	<b>1'05.584</b>	p1
34)	28.038	14.652	20.655	<b>1'03.345</b>	p1
35)	28.089	14.666	20.524	<b>1'03.279</b>	p1
36)	31.870	16.425	22.468	<b>1'10.763</b>	p1
37)	28.221	14.744	20.715	<b>1'03.680</b>	p1
38)	27.945	15.353	20.780	<b>1'04.078</b>	p1
39)	28.035	15.698	21.486	<b>1'05.219</b>	p1
40)	28.003	18.181	22.989	<b>1'09.173</b>	p1
41)	28.246	14.657	20.897	<b>1'03.800</b>	p1
42)	28.138	14.691	20.641	<b>1'03.470</b>	p1
43)	28.050	19.121	24.789	<b>1'11.960</b>	p1
44)	34.025	16.942	21.684	<b>1'12.651</b>	p1
45)	28.234	14.740	20.645	<b>1'03.619</b>	p1
46)	34.871	17.100	27.898	<b>1'19.869</b>	Bp1

# CAMPIONATO ITALIANO FORMULA 3 TEST UFFICIALI



Autodromo Riccardo Paletti 2.375m.

## CHRONOLOGICAL ANALYSIS SESSIONE POMERIGGIO



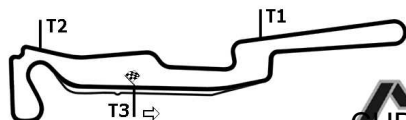
Autodromo Riccardo Paletti 2.375m.

LAP    SETT.1    SETT.2    FINISH    TIME

LAP    SETT.1    SETT.2    FINISH    TIME

19 TP FORMULA SRL					ITA
LAP	SETT.1	SETT.2	FINISH	TIME	CIF3
1)	34'47.744	19.938	25.726	<b>:59'49.589</b>	p1
2)	31.121	17.067	22.806	<b>1'10.994</b>	p1
3)	29.295	16.593	23.254	<b>1'09.142</b>	p1
4)	28.809	15.260	21.472	<b>1'05.541</b>	p1
5)	28.585	15.145	22.404	<b>1'06.134</b>	p1
6)	29.578	15.446	21.640	<b>1'06.664</b>	p1
7)	28.525	15.152	21.301	<b>1'04.978</b>	p1
8)	28.465	15.279	21.800	<b>1'05.544</b>	p1
9)	28.672	15.497	21.954	<b>1'06.123</b>	p1
10)	28.475	14.989	21.429	<b>1'04.893</b>	p1
11)	23'42.743	20.661	25.717	<b>24'29.121</b>	p1
12)	31.892	16.456	22.995	<b>1'11.343</b>	p1
13)	28.714	15.237	21.580	<b>1'05.531</b>	p1
14)	28.806	14.970	21.317	<b>1'05.093</b>	p1
15)	8'01.460	17.485	24.317	<b>8'43.262</b>	p1
16)	28.680	15.048	21.267	<b>1'04.995</b>	p1
17)	28.363	15.007	21.143	<b>1'04.513</b>	p1
18)	28.412	15.104	21.197	<b>1'04.713</b>	p1
19)	33.434	18.257	22.812	<b>1'14.503</b>	p1
20)	29.496	15.086	21.328	<b>1'05.910</b>	p1
21)	28.563	17.656	27.188	<b>1'13.407</b>	Bp1

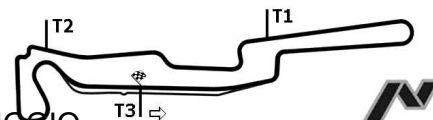
# CAMPIONATO ITALIANO FORMULA 3 TEST UFFICIALI



Autodromo Riccardo Paletti 2.375m.



CHRONOLOGICAL ANALYSIS SESSIONE POMERIGGIO



Autodromo Riccardo Paletti 2.375m.



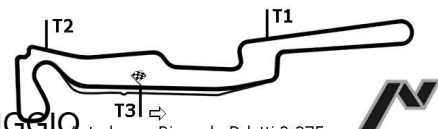
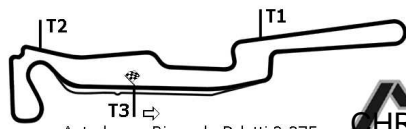
LAP SETT.1 SETT.2 FINISH TIME

LAP SETT.1 SETT.2 FINISH TIME

21		R.P. MOTORSPORT SRL		ITA
		R.P. MOTORSP	DALLARA F310	CIF3
1)	05'28.604	15.114	21.279	<b>1'05.390</b> p1
2)	28.449	15.064	21.063	<b>1'04.576</b> p1
3)	25'35.632	16.211	21.825	<b>26'13.668</b> p1
4)	28.809	15.201	20.958	<b>1'04.968</b> p1
5)	28.322	15.277	21.113	<b>1'04.712</b> p1
6)	28.259	15.269	20.835	<b>1'04.363</b> p1
7)	28.175	14.888	20.705	<b>1'03.768</b> p1
8)	28.099	15.181	21.450	<b>1'04.730</b> p1
9)	28.207	15.106	20.747	<b>1'04.060</b> p1
10)	28.339	14.991	20.856	<b>1'04.186</b> p1
11)	28.186	14.947	25.015	<b>1'08.148</b> Bp1
12)	32'22.664	15.996	22.362	<b>33'01.022</b> p1
13)	28.625	15.002	21.001	<b>1'04.628</b> p1
14)	28.257	14.994	20.966	<b>1'04.217</b> p1
15)	28.265	14.953	20.887	<b>1'04.105</b> p1
16)	28.124	14.825	20.876	<b>1'03.825</b> p1
17)	28.857	14.989	20.856	<b>1'04.702</b> p1
18)	28.298	15.788	21.660	<b>1'05.746</b> p1
19)	28.922	14.738	25.142	<b>1'08.802</b> Bp1
20)	13'35.036	17.531	34.387	<b>14'26.954</b> Bp1
21)	3'33.898	15.244	21.246	<b>4'10.388</b> p1
22)	28.488	15.009	22.656	<b>1'06.153</b> p1
23)	28.389	14.962	20.959	<b>1'04.310</b> p1
24)	28.386	14.829	20.798	<b>1'04.013</b> p1
25)	28.749	14.984	20.984	<b>1'04.717</b> p1
26)	38'59.312	15.715	21.197	<b>39'36.224</b> p1
27)	28.520	14.859	20.951	<b>1'04.330</b> p1
28)	28.460	14.899	20.878	<b>1'04.237</b> p1
29)	28.252	14.904	20.823	<b>1'03.979</b> p1
30)	28.241	15.299	23.111	<b>1'06.651</b> p1
31)	28.280	14.851	21.135	<b>1'04.266</b> p1
32)	12'01.345	19.230	23.855	<b>12'44.430</b> p1
33)	29.286	15.847	22.561	<b>1'07.694</b> p1
34)	28.303	14.864	20.677	<b>1'03.844</b> p1
35)	28.051	15.033	20.649	<b>1'03.733</b> p1
36)	28.206	14.765	20.483	<b>1'03.454</b> p1
37)	28.040	14.731	20.614	<b>1'03.385</b> p1
38)	30.769	15.435	20.665	<b>1'06.869</b> p1
39)	28.037	14.690	21.275	<b>1'04.002</b> p1
40)	28.171	14.701	20.624	<b>1'03.496</b> p1
41)	28.105	14.777	20.500	<b>1'03.382</b> p1
42)	29.833	15.272	23.244	<b>1'08.349</b> Bp1



# CAMPIONATO ITALIANO FORMULA 3 TEST UFFICIALI



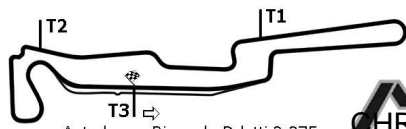
Autodromo Riccardo Paletti 2.375m.

Autodromo Riccardo Paletti 2.375m.

## CHRONOLOGICAL ANALYSIS SESSIONE POMERIGGIO

LAP	SETT.1	SETT.2	FINISH	TIME		LAP	SETT.1	SETT.2	FINISH	TIME	
<b>23</b>	<b>R.P. MOTORSPORT SRL</b>				ITA	56)	28.383	15.025	21.141	<b>1'04.549</b>	p1
	R.P. MOTORSP	DALLARA F310		CIF3		57)	28.301	14.777	20.739	<b>1'03.817</b>	p1
1)	7'39.973	15.361	23.183	<b>1'07.966</b>	p1	58)	28.418	14.979	20.935	<b>1'04.332</b>	p1
2)	29.010	15.292	21.716	<b>1'06.018</b>	p1	59)	28.469	15.022	21.040	<b>1'04.531</b>	p1
3)	28.872	15.150	21.516	<b>1'05.538</b>	p1	60)	28.331	14.824	20.936	<b>1'04.091</b>	p1
4)	28.815	15.134	21.487	<b>1'05.436</b>	p1	61)	32.831	15.088	21.107	<b>1'09.026</b>	p1
5)	28.932	15.255	21.316	<b>1'05.503</b>	p1	62)	28.349	14.978	20.944	<b>1'04.271</b>	p1
6)	28.515	17.546	22.338	<b>1'08.399</b>	p1	63)	28.335	14.940	20.867	<b>1'04.142</b>	p1
7)	28.618	14.994	21.591	<b>1'05.203</b>	p1						
8)	28.547	15.040	21.263	<b>1'04.850</b>	p1						
9)	28.546			<b>1'15.975</b>	Bp1						
10)	17'11.374			<b>17'50.397</b>	p1						
11)	29.325	15.265	21.514	<b>1'06.104</b>	p1						
12)	28.921	15.226	21.531	<b>1'05.678</b>	p1						
13)	28.828	15.061	21.668	<b>1'05.557</b>	p1						
14)	28.774	15.182	21.390	<b>1'05.346</b>	p1						
15)	28.779	15.086	21.459	<b>1'05.324</b>	p1						
16)	28.747			<b>1'06.174</b>	p1						
17)	28.644	15.526	21.477	<b>1'05.647</b>	p1						
18)	28.724	15.085	21.209	<b>1'05.018</b>	p1						
19)	28.766	15.123	28.432	<b>1'12.321</b>	Bp1						
20)	15'45.034			<b>16'25.212</b>	p1						
21)	30.253			<b>1'07.222</b>	p1						
22)	29.062	15.217	21.700	<b>1'05.979</b>	p1						
23)	29.201	15.148	21.533	<b>1'05.882</b>	p1						
24)	28.870	15.097	21.545	<b>1'05.512</b>	p1						
25)	28.693	15.106	22.057	<b>1'05.856</b>	p1						
26)	27'02.783	17.427	25.818	<b>27'46.028</b>	p1						
27)	29.362	15.526	21.716	<b>1'06.604</b>	p1						
28)	29.937	15.937	21.976	<b>1'07.850</b>	p1						
29)	29.269	15.385	21.403	<b>1'06.057</b>	p1						
30)	28.803	15.157	21.589	<b>1'05.549</b>	p1						
31)	28.951	15.348	24.366	<b>1'08.665</b>	Bp1						
32)	28'04.545	17.331	22.573	<b>28'44.449</b>	p1						
33)	29.111	15.369	36.467	<b>1'20.947</b>	Bp1						
34)	6'16.612	16.031	22.107	<b>6'54.750</b>	p1						
35)	29.410	15.588	22.826	<b>1'07.824</b>	p1						
36)	28.959	15.177	21.432	<b>1'05.568</b>	p1						
37)	28.691	15.140	21.433	<b>1'05.264</b>	p1						
38)	28.813	15.402	21.741	<b>1'05.956</b>	p1						
39)	29.101	15.185	32.765	<b>1'17.051</b>	Bp1						
40)	12'36.160	17.427	23.413	<b>13'17.000</b>	p1						
41)	32.216	17.367	26.270	<b>1'15.853</b>	p1						
42)	29.032	15.149	21.619	<b>1'05.800</b>	p1						
43)	28.673	15.029	21.039	<b>1'04.741</b>	p1						
44)	28.477	15.069	20.984	<b>1'04.530</b>	p1						
45)	28.282	15.012	21.087	<b>1'04.381</b>	p1						
46)	33.543	20.329	21.280	<b>1'15.152</b>	p1						
47)	28.371	14.932	20.967	<b>1'04.270</b>	p1						
48)	28.214	14.844	20.806	<b>1'03.864</b>	p1						
49)	45'08.248		45'04.506	<b>45'47.657</b>	p1						
50)	11'24.649	16.953	21.796	<b>12'03.398</b>	p1						
51)	28.773	15.158	21.137	<b>1'05.068</b>	p1						
52)	28.766	15.124	23.078	<b>1'06.968</b>	Bp1						
53)	2'55.630	16.361	23.578	<b>3'35.569</b>	p1						
54)	29.962	15.701	21.409	<b>1'07.072</b>	p1						
55)	28.563	15.014	21.077	<b>1'04.654</b>	p1						

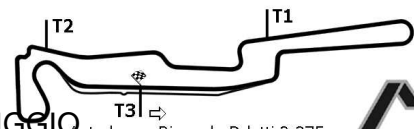
# CAMPIONATO ITALIANO FORMULA 3 TEST UFFICIALI



Autodromo Riccardo Paletti 2.375m.



## CHRONOLOGICAL ANALYSIS SESSIONE POMERIGGIO



Autodromo Riccardo Paletti 2.375m.



LAP SETT.1 SETT.2 FINISH TIME

LAP SETT.1 SETT.2 FINISH TIME

25	OMBRA SRL		ITA	
	OMBRA	DALLARA F310	E	CIF3
1)	55'26.977	15.160	21.616	<b>1'05.673</b> p1
2)	28.825	14.929	22.927	<b>1'06.681</b> p1
3)	28.801	14.940	21.586	<b>1'05.327</b> p1
4)	28.258	14.957	21.165	<b>1'04.380</b> p1
5)	28.199	14.811	21.267	<b>1'04.277</b> p1
6)	28.455	14.962	21.357	<b>1'04.774</b> p1
7)	28.182	14.829	21.140	<b>1'04.151</b> p1
8)	28.343	14.871	21.098	<b>1'04.312</b> p1
9)	28.297	14.788	21.362	<b>1'04.447</b> p1
10)	28.946	14.960	26.175	<b>1'10.081</b> Bp1
11)	29'57.885	15.944	24.571	<b>30'38.400</b> p1
12)	28.796	15.052	21.302	<b>1'05.150</b> p1
13)	28.420	15.046	21.024	<b>1'04.490</b> p1
14)	28.341	14.879	21.049	<b>1'04.269</b> p1
15)	28.307	16.128	21.051	<b>1'05.486</b> p1
16)	28.314	15.321	21.115	<b>1'04.750</b> p1
17)	28.367	15.176	21.018	<b>1'04.561</b> p1
18)	29.760	15.119	20.913	<b>1'05.792</b> p1
19)	28'50.786	15.684	21.470	<b>29'27.940</b> p1
20)	40.066	16.192	21.756	<b>1'18.014</b> p1
21)	28.794	14.922	21.220	<b>1'04.936</b> p1
22)	28.478	15.242	24.780	<b>1'08.500</b> Bp1
23)	2'50.209	16.953	21.941	<b>3'29.103</b> p1
24)	28.597	14.988	21.063	<b>1'04.648</b> p1
25)	28.314	14.724	21.106	<b>1'04.144</b> p1
26)	28.391	14.787	20.909	<b>1'04.087</b> p1
27)	28.208	14.804	20.985	<b>1'03.997</b> p1
28)	10'21.550	21.013	24.315	<b>11'06.878</b> p1
29)	28.528	15.155	31.128	<b>1'14.811</b> Bp1
30)	4'37.973	20.267	23.519	<b>5'21.759</b> p1
31)	28.458	14.922	20.875	<b>1'04.255</b> p1
32)	28.319	14.823	20.740	<b>1'03.882</b> p1
33)	28.114	14.837	20.840	<b>1'03.791</b> p1
34)	7'50.026	17.690	25.218	<b>8'32.934</b> p1
35)	28.450	14.871	21.002	<b>1'04.323</b> p1
36)	28.395	14.926	20.721	<b>1'04.042</b> p1
37)	28.203	14.853	20.699	<b>1'03.755</b> p1
38)	30'02.567	21.783	28.179	<b>30'52.529</b> p1
39)	28.395	15.061	21.081	<b>1'04.537</b> p1
40)	28.380	15.041	20.962	<b>1'04.383</b> p1
41)	11'51.729	16.357	24.377	<b>12'32.463</b> p1
42)	28.645	15.259	21.261	<b>1'05.165</b> p1
43)	28.315	14.929	20.680	<b>1'03.924</b> p1
44)	28.184	14.781	20.538	<b>1'03.503</b> p1
45)	28.127	16.698	22.494	<b>1'07.319</b> p1
46)	28.272	14.829	20.694	<b>1'03.795</b> p1
47)	28.169	14.797	20.776	<b>1'03.742</b> p1
48)	28.102	14.698	20.802	<b>1'03.602</b> p1
49)	28.073	14.897	22.119	<b>1'05.089</b> p1
50)	28.061	14.703	20.586	<b>1'03.350</b> p1
51)	28.220	15.288	22.362	<b>1'05.870</b> p1
52)	28.152	14.638	20.754	<b>1'03.544</b> p1
53)	28.185	14.728	20.673	<b>1'03.586</b> p1
54)	40.291	18.993	21.656	<b>1'20.940</b> p1
55)	28.217	14.870	20.875	<b>1'03.962</b> p1


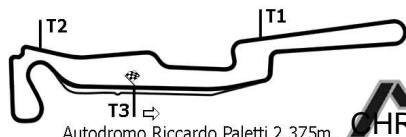
---

<i>LAP</i>	<i>SETT.1</i>	<i>SETT.2</i>	<i>FINISH</i>	<i>TIME</i>
56)	28.052	14.831	20.755	<b>1'03.638</b> p1
57)	28.258	14.711	21.589	<b>1'04.558</b> p1

---

<i>LAP</i>	<i>SETT.1</i>	<i>SETT.2</i>	<i>FINISH</i>	<i>TIME</i>
------------	---------------	---------------	---------------	-------------

# CAMPIONATO ITALIANO FORMULA 3 TEST UFFICIALI



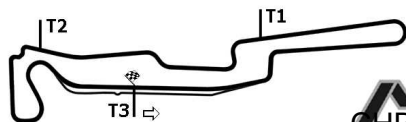
## CHRONOLOGICAL ANALYSIS SESSIONE POMERIGGIO

Autodromo Riccardo Paletti 2.375m. **LAP** **SETT.1** **SETT.2** **FINISH** **TIME**

Autodromo Riccardo Paletti 2.375m. **LAP** **SETT.1** **SETT.2** **FINISH** **TIME**

26		OMBRA SRL			ITA
		OMBRA	DALLARA F308	E	CIF3
1)	55'54.359	15.145	21.148	<b>1'05.554</b>	p1
2)	28.864	14.981	21.417	<b>1'05.262</b>	p1
3)	29.056	15.071	20.967	<b>1'05.094</b>	p1
4)	28.421	14.936	21.015	<b>1'04.372</b>	p1
5)	28.428	14.788	21.455	<b>1'04.671</b>	p1
6)	28.509	14.928	21.034	<b>1'04.471</b>	p1
7)	28.559	14.989	20.862	<b>1'04.410</b>	p1
8)	28.576	14.952	21.056	<b>1'04.584</b>	p1
9)	28.296	14.792	20.998	<b>1'04.086</b>	p1
10)	29.451	15.728	25.750	<b>1'10.929</b>	Bp1
11)	29'49.756	15.881	21.525	<b>30'27.162</b>	p1
12)	28.920	15.135	21.190	<b>1'05.245</b>	p1
13)	28.724	14.958	21.119	<b>1'04.801</b>	p1
14)	28.652	14.878	20.951	<b>1'04.481</b>	p1
15)	28.527	14.897	21.077	<b>1'04.501</b>	p1
16)	28.509	14.897	20.989	<b>1'04.395</b>	p1
17)	28.474	15.506	21.154	<b>1'05.134</b>	p1
18)	28.432	15.094	21.115	<b>1'04.641</b>	p1
19)	28'40.009	15.786	21.746	<b>29'17.541</b>	p1
20)	29.064	15.201	21.281	<b>1'05.546</b>	p1
21)	28.750	15.112	25.869	<b>1'09.731</b>	Bp1
22)	3'38.095	16.370	22.154	<b>4'16.619</b>	p1
23)	28.709	14.896	20.976	<b>1'04.581</b>	p1
24)	28.365	14.865	21.347	<b>1'04.577</b>	p1
25)	28.466	14.674	20.855	<b>1'03.995</b>	p1
26)	28.284	15.683	20.948	<b>1'04.915</b>	p1
27)	10'47.346	20.631	25.530	<b>11'33.507</b>	p1
28)	28.980	15.233	29.913	<b>1'14.126</b>	Bp1
29)	5'22.705	15.570	21.241	<b>5'59.516</b>	p1
30)	28.624	14.990	20.998	<b>1'04.612</b>	p1
31)	28.525	14.823	21.036	<b>1'04.384</b>	p1
32)	28.287	14.776	27.227	<b>1'10.290</b>	Bp1
33)	6'55.292	16.701	22.616	<b>7'34.609</b>	p1
34)	29.127	15.133	21.141	<b>1'05.401</b>	p1
35)	28.599	15.033	20.925	<b>1'04.557</b>	p1
36)	28.493	14.829	20.892	<b>1'04.214</b>	p1
37)	30'09.949	17.209	21.709	<b>30'48.867</b>	p1
38)	28.723	15.085	21.131	<b>1'04.939</b>	p1
39)	28.632	14.987	20.950	<b>1'04.569</b>	p1
40)	12'14.365	17.005	22.578	<b>12'53.948</b>	p1
41)	29.157	15.114	21.012	<b>1'05.283</b>	p1
42)	28.525	14.888	20.811	<b>1'04.224</b>	p1
43)	28.296	14.744	20.765	<b>1'03.805</b>	p1
44)	28.815	14.730	20.627	<b>1'04.172</b>	p1
45)	28.139	14.800	20.722	<b>1'03.661</b>	p1
46)	28.376	15.417	21.416	<b>1'05.209</b>	p1
47)	29.293	14.776	20.862	<b>1'04.931</b>	p1
48)	28.241	14.798	20.809	<b>1'03.848</b>	p1
49)	28.200	14.682	21.022	<b>1'03.904</b>	p1
50)	28.443	14.869	21.120	<b>1'04.432</b>	p1
51)	28.327	14.745	20.975	<b>1'04.047</b>	p1
52)	33.586	25.710	24.932	<b>1'24.228</b>	p1
53)	28.607	14.995	20.947	<b>1'04.549</b>	p1
54)	28.430	14.824	20.799	<b>1'04.053</b>	p1
55)	28.391	14.728	20.811	<b>1'03.930</b>	p1

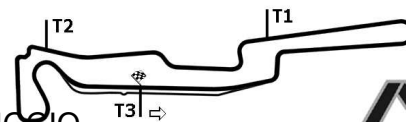
# CAMPIONATO ITALIANO FORMULA 3 TEST UFFICIALI



Autodromo Riccardo Paletti 2.375m.



## CHRONOLOGICAL ANALYSIS SESSIONE POMERIGGIO



Autodromo Riccardo Paletti 2.375m.



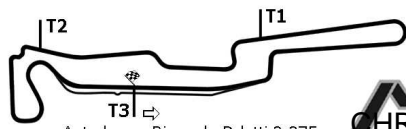
LAP SETT.1 SETT.2 FINISH TIME

LAP SETT.1 SETT.2 FINISH TIME

**27 PREMA JUNIOR SRL** ITA  
PREMA JUNIOR DALLARA F308 CIF3

1)	41'21.300	15.098	21.268	<b>1'05.087</b>	p1
2)	28.319	14.918	21.035	<b>1'04.272</b>	p1
3)	28.307	14.802	20.837	<b>1'03.946</b>	p1
4)	28.320	15.451	21.289	<b>1'05.060</b>	p1
5)	28.230	14.964	20.838	<b>1'04.032</b>	p1
6)	30.515	16.965	21.823	<b>1'09.303</b>	p1
7)	28.665	14.790	26.063	<b>1'09.518</b>	Bp1
8)	5'36.377	15.895	21.373	<b>6'13.645</b>	p1
9)	28.380	14.865	20.728	<b>1'03.973</b>	p1
10)	28.984	17.037	21.686	<b>1'07.707</b>	p1
11)	28.233	14.734	20.681	<b>1'03.648</b>	p1
12)	27.977	14.677	20.765	<b>1'03.419</b>	p1
13)	28.028	14.872	20.674	<b>1'03.574</b>	p1
14)	32.472	16.159	21.589	<b>1'10.220</b>	p1
15)	28.203	14.770	20.622	<b>1'03.595</b>	p1
16)	29.524	15.189	25.859	<b>1'10.572</b>	Bp1
17)	31'20.120	15.828	21.721	<b>:31'57.669</b>	p1
18)	28.655	14.865	21.289	<b>1'04.809</b>	p1
19)	35.736	17.198	22.664	<b>1'15.598</b>	p1
20)	28.300	14.724	20.767	<b>1'03.791</b>	p1
21)	28.075	14.703	20.704	<b>1'03.482</b>	p1
22)	28.159	14.669	23.522	<b>1'06.350</b>	p1
23)	28.159	14.779	20.679	<b>1'03.617</b>	p1
24)	30.689	15.718	26.357	<b>1'12.764</b>	Bp1
25)	9'59.881	19.625	23.382	<b>10'42.888</b>	p1
26)	29.231	14.949	21.050	<b>1'05.230</b>	p1
27)	28.145	14.713	20.698	<b>1'03.556</b>	p1
28)	27.991	14.649	20.558	<b>1'03.198</b>	p1
29)	11'30.225	15.566	21.621	<b>12'07.412</b>	p1
30)	32.281	16.454	21.960	<b>1'10.695</b>	p1
31)	28.255	14.804	20.483	<b>1'03.542</b>	p1
32)	28.157	14.616	20.365	<b>1'03.138</b>	p1
33)	29'40.464	15.318	23.594	<b>30'19.376</b>	p1
34)	28.327	14.798	20.718	<b>1'03.843</b>	p1
35)	28.208	14.749	20.536	<b>1'03.493</b>	p1
36)	27.962	14.627	21.529	<b>1'04.118</b>	p1
37)	27.964	14.682	24.711	<b>1'07.357</b>	Bp1
38)	2'17.205	18.747	28.131	<b>3'04.083</b>	p1
39)	29.455	15.041	20.666	<b>1'05.162</b>	p1
40)	29.082	14.701	20.364	<b>1'04.147</b>	p1
41)	28.479	14.657	21.583	<b>1'04.719</b>	p1
42)	28.033	14.568	25.611	<b>1'08.212</b>	p1
43)	27.952	14.695	20.365	<b>1'03.012</b>	p1
44)	29.045	15.042	20.450	<b>1'04.537</b>	p1
45)	28.023	14.805	20.634	<b>1'03.462</b>	p1
46)	27.863	14.724	20.394	<b>1'02.981</b>	p1
47)	27.827	14.753	20.737	<b>1'03.317</b>	p1

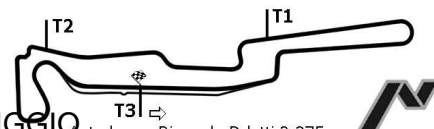
# CAMPIONATO ITALIANO FORMULA 3 TEST UFFICIALI



Autodromo Riccardo Paletti 2.375m.



## CHRONOLOGICAL ANALYSIS SESSIONE POMERIGGIO



Autodromo Riccardo Paletti 2.375m.



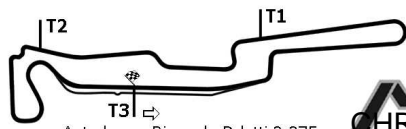
LAP SETT.1 SETT.2 FINISH TIME

LAP SETT.1 SETT.2 FINISH TIME

**35 RC MOTORSPORT SRL** ITA  
RC MOTORSPOR DALLARA F310 CIF3

1)	38'01.902	20.606	24.563	<b>1'19.247</b>	p1
2)	31.234	16.488	24.030	<b>1'11.752</b>	p1
3)	31.570	15.377	22.270	<b>1'09.217</b>	p1
4)	39.288	20.701	26.350	<b>1'26.339</b>	Bp1
5)	21'11.777	18.444	24.480	<b>21'54.701</b>	p1
6)	29.520	15.995	21.985	<b>1'07.500</b>	p1
7)	38.868	20.172	26.104	<b>1'25.144</b>	p1
8)	29.258	15.630	21.630	<b>1'06.518</b>	p1
9)	28.908	15.280	21.175	<b>1'05.363</b>	p1
10)	28.495	14.978	29.126	<b>1'12.599</b>	Bp1
11)	11'59.286	15.531	21.463	<b>12'36.280</b>	p1
12)	28.740	14.957	21.055	<b>1'04.752</b>	p1
13)	28.413	15.025	26.989	<b>1'10.427</b>	Bp1
14)	9'48.069	16.179	24.851	<b>10'29.099</b>	p1
15)	29.036	15.269	30.882	<b>1'15.187</b>	Bp1
16)	3'41.065	15.220	21.315	<b>4'17.600</b>	p1
17)	28.513	15.050	21.074	<b>1'04.637</b>	p1
18)	28.466	14.914	20.994	<b>1'04.374</b>	p1
19)	28.489	14.827	20.935	<b>1'04.251</b>	p1
20)	28.526	14.915	21.021	<b>1'04.462</b>	p1
21)	24'00.781	15.899	21.948	<b>24'38.628</b>	p1
22)	28.929	15.116	20.931	<b>1'04.976</b>	p1
23)	28.479	15.024	21.008	<b>1'04.511</b>	p1
24)	28.542	14.885	20.917	<b>1'04.344</b>	p1
25)	7'40.869	16.202	21.706	<b>8'18.777</b>	p1
26)	29.202	15.071	21.135	<b>1'05.408</b>	p1
27)	28.404	14.923	20.815	<b>1'04.142</b>	p1
28)	28.249	15.064	20.608	<b>1'03.921</b>	p1
29)	28.107	14.723	20.639	<b>1'03.469</b>	p1
30)	28.195	14.823	20.673	<b>1'03.691</b>	p1
31)	28.242	14.753	24.582	<b>1'07.577</b>	p1
32)	28.284	14.872	23.086	<b>1'06.242</b>	Bp1
33)	13'19.582	20.654	26.897	<b>14'07.133</b>	p1
34)	28.839	14.987	26.694	<b>1'10.520</b>	p1
35)	28.597	14.800	20.783	<b>1'04.180</b>	p1
36)	28.292	14.808	20.736	<b>1'03.836</b>	p1
37)	28.090	14.774	23.215	<b>1'06.079</b>	Bp1
38)	3'02.409	25.617	24.520	<b>3'52.546</b>	p1
39)	28.450	14.815	26.275	<b>1'09.540</b>	p1
40)	44.901	15.900	21.194	<b>1'21.995</b>	p1
41)	28.295	14.731	20.618	<b>1'03.644</b>	p1
42)	27.976	14.720	23.062	<b>1'05.758</b>	p1
43)	28.186	14.658	20.513	<b>1'03.357</b>	p1
44)	27.959	14.846	20.492	<b>1'03.297</b>	p1
45)	28.563	16.318	25.835	<b>1'10.716</b>	Bp1

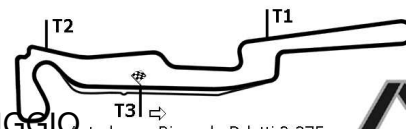
# CAMPIONATO ITALIANO FORMULA 3 TEST UFFICIALI



Autodromo Riccardo Paletti 2.375m.



## CHRONOLOGICAL ANALYSIS SESSIONE POMERIGGIO



Autodromo Riccardo Paletti 2.375m.



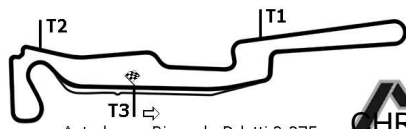
LAP SETT.1 SETT.2 FINISH TIME

LAP SETT.1 SETT.2 FINISH TIME

**36 EUROINTERNATIONAL** ITA  
EUROINTERNAT MYGALE M10 F E CIF3

1)	34'08.099	15.642	21.824	<b>1'06.841</b>	p1
2)	29.127	15.346	21.821	<b>1'06.294</b>	p1
3)	28.822	15.979	21.522	<b>1'06.323</b>	p1
4)	28.498	15.113	21.284	<b>1'04.895</b>	p1
5)	28.692	15.810	21.497	<b>1'05.999</b>	p1
6)	28.353	14.959	21.081	<b>1'04.393</b>	p1
7)	28.362	14.867	23.121	<b>1'06.350</b>	Bp1
8)	32'34.245	16.161	22.038	<b>33'12.444</b>	p1
9)	29.056	15.174	21.592	<b>1'05.822</b>	p1
10)	28.580	14.945	21.148	<b>1'04.673</b>	p1
11)	28.524	14.932	21.045	<b>1'04.501</b>	p1
12)	28.255	14.825	20.942	<b>1'04.022</b>	p1
13)	28.352	14.889	21.105	<b>1'04.346</b>	p1
14)	28.576	14.873	21.040	<b>1'04.489</b>	p1
15)	28.322	14.821	21.085	<b>1'04.228</b>	p1
16)	28.429	16.925	22.207	<b>1'07.561</b>	p1
17)	28.383	14.890	21.131	<b>1'04.404</b>	p1
18)	28.254	14.876	21.206	<b>1'04.336</b>	p1
19)	15'33.403	15.743	21.985	<b>16'11.131</b>	p1
20)	28.432	14.959	21.120	<b>1'04.511</b>	p1
21)	28.509	14.860	21.165	<b>1'04.534</b>	p1
22)	28.585	14.854	21.046	<b>1'04.485</b>	p1
23)	28.468	14.850	21.216	<b>1'04.534</b>	p1
24)	44'22.243	15.941	22.477	<b>45'00.661</b>	p1
25)	11'38.369	17.772	23.284	<b>12'19.425</b>	p1
26)	28.870	15.181	21.449	<b>1'05.500</b>	p1
27)	28.516	15.057	21.027	<b>1'04.600</b>	p1
28)	28.249	14.867	20.786	<b>1'03.902</b>	p1
29)	28.096	14.773	20.734	<b>1'03.603</b>	p1
30)	28.112	14.771	20.666	<b>1'03.549</b>	p1
31)	28.095	14.733	20.670	<b>1'03.498</b>	p1
32)	27.964	14.739	20.710	<b>1'03.413</b>	p1
33)	28.197	14.788	20.863	<b>1'03.848</b>	p1
34)	31.088	16.710	20.989	<b>1'08.787</b>	p1
35)	28.288	14.895	20.823	<b>1'04.006</b>	p1
36)	28.075	14.629	20.700	<b>1'03.404</b>	p1
37)	28.215	14.701	21.128	<b>1'04.044</b>	p1
38)	30.883	15.921	21.047	<b>1'07.851</b>	p1
39)	28.387	14.792	20.959	<b>1'04.138</b>	p1
40)	28.118	14.907	20.748	<b>1'03.773</b>	p1
41)	28.225	14.729	20.888	<b>1'03.842</b>	p1

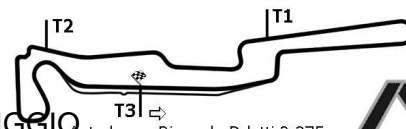
# CAMPIONATO ITALIANO FORMULA 3 TEST UFFICIALI



Autodromo Riccardo Paletti 2.375m.



## CHRONOLOGICAL ANALYSIS SESSIONE POMERIGGIO



Autodromo Riccardo Paletti 2.375m.



LAP SETT.1 SETT.2 FINISH TIME

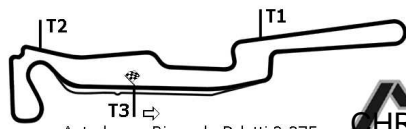
LAP SETT.1 SETT.2 FINISH TIME

**39 ROCCO LUCIA** ITA  
SC. VICTORIA MYGALE M10 F CIF3

1)	42'00.299	15.359	21.556	<b>1'06.195</b>	p1
2)	29.311	15.388	21.693	<b>1'06.392</b>	p1
3)	29.030	15.180	21.663	<b>1'05.873</b>	p1
4)	36'49.520	16.095	22.940	<b>37'28.555</b>	p1
5)	29.235	15.492	21.651	<b>1'06.378</b>	p1
6)	29.369	15.542	21.577	<b>1'06.488</b>	p1
7)	15'27.499	16.335	22.055	<b>16'05.889</b>	p1
8)	29.617	15.584	21.503	<b>1'06.704</b>	p1
9)	28.979	15.116	21.189	<b>1'05.284</b>	p1
10)	29.013	15.260	21.246	<b>1'05.519</b>	p1
11)	29.018	15.139	21.119	<b>1'05.276</b>	p1
12)	28.663	15.098	21.148	<b>1'04.909</b>	p1
13)	23'14.432	17.303	22.209	<b>23'53.944</b>	p1
14)	29.317	15.327	21.416	<b>1'06.060</b>	p1
15)	28.854	15.236	21.601	<b>1'05.691</b>	p1
16)	28.915	15.273	21.431	<b>1'05.619</b>	p1
17)	10'15.151	15.593	21.761	<b>10'52.505</b>	p1
18)	29.194	15.260	21.458	<b>1'05.912</b>	p1
19)	28.856	15.146	21.331	<b>1'05.333</b>	p1
20)	28.922	14.997	21.276	<b>1'05.195</b>	p1
21)	29.070	15.089	21.251	<b>1'05.410</b>	p1
22)	28.872	15.188	21.438	<b>1'05.498</b>	p1
23)	29.078	15.235	21.370	<b>1'05.683</b>	p1
24)	13'31.984	16.604	22.255	<b>14'10.843</b>	p1
25)	38.128	18.438	30.830	<b>1'27.396</b>	Bp1
26)	2'43.437	15.393	21.534	<b>3'20.364</b>	p1
27)	30.174	15.289	21.387	<b>1'06.850</b>	p1
28)	28.732	14.990	21.251	<b>1'04.973</b>	p1
29)	28.817	15.070	21.387	<b>1'05.274</b>	p1
30)	29.172	15.040	21.535	<b>1'05.747</b>	p1
31)	28.744	15.198	21.157	<b>1'05.099</b>	p1
32)	28.916	15.423	21.212	<b>1'05.551</b>	p1
33)	28.692	15.169	21.525	<b>1'05.386</b>	p1
34)	28.663	15.124	21.287	<b>1'05.074</b>	p1
35)	28.595	15.149	20.887	<b>1'04.631</b>	p1
36)	28.661	15.073	21.218	<b>1'04.952</b>	p1



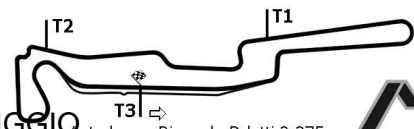
# CAMPIONATO ITALIANO FORMULA 3 TEST UFFICIALI



Autodromo Riccardo Paletti 2.375m.



## CHRONOLOGICAL ANALYSIS SESSIONE POMERIGGIO



Autodromo Riccardo Paletti 2.375m.

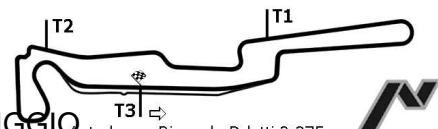
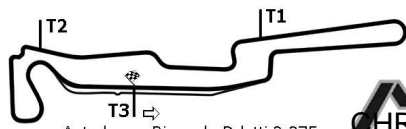


LAP SETT.1 SETT.2 FINISH TIME

LAP SETT.1 SETT.2 FINISH TIME

46 TBA				ITA
EUROPA CORSE DALLARA F310		E	CIF3	
1)	35'36.196	15.524	22.074	<b>1'07.790</b> p1
2)	29.443	15.300	21.622	<b>1'06.365</b> p1
3)	29.171	15.217	21.559	<b>1'05.947</b> p1
4)	29.012	15.126	21.589	<b>1'05.727</b> p1
5)	29.104	15.181	21.443	<b>1'05.728</b> p1
6)	29.366	15.498	21.689	<b>1'06.553</b> p1
7)	29.050	19.793	23.524	<b>1'12.367</b> p1
8)	29.345	15.610	22.996	<b>1'07.951</b> p1
9)	29.185	16.568	22.110	<b>1'07.863</b> p1
10)	29.172	15.217	29.207	<b>1'13.596</b> Bp1
11)	15'46.657	17.285	23.207	<b>16'27.149</b> p1
12)	29.986	15.735	21.846	<b>1'07.567</b> p1
13)	29.177	15.521	21.720	<b>1'06.418</b> p1
14)	29.237	15.507	21.459	<b>1'06.203</b> p1
15)	36'22.720	17.524	22.268	<b>37'02.512</b> p1
16)	29.303	15.472	21.591	<b>1'06.366</b> p1
17)	19'46.226	18.747	24.536	<b>20'29.509</b> p1
18)	29.908	16.487	22.550	<b>1'08.945</b> p1
19)	29.392	16.074	21.816	<b>1'07.282</b> p1
20)	28.929	15.690	21.826	<b>1'06.445</b> p1
21)	29.053	15.432	21.283	<b>1'05.768</b> p1
22)	28.977	18.818	21.725	<b>1'09.520</b> p1
23)	28.994	15.261	21.358	<b>1'05.613</b> p1
24)	28.948	15.139	21.252	<b>1'05.339</b> p1
25)	29.045	32.656	31.969	<b>1'33.670</b> Bp1
26)	20'46.244	16.248	22.165	<b>21'24.657</b> p1
27)	29.260	15.491	1'43.920	<b>2'28.671</b> Bp1
28)	34'07.995	16.662	23.494	<b>34'48.151</b> p1
29)	8'08.088	16.447	22.105	<b>8'46.640</b> p1
30)	29.340	15.411	21.526	<b>1'06.277</b> p1
31)	29.325	15.448	21.649	<b>1'06.422</b> p1
32)	29.356	17.461	29.480	<b>1'16.297</b> Bp1
33)	17'36.042	18.677	25.575	<b>18'20.294</b> p1
34)	42.586	17.679	30.879	<b>1'31.144</b> Bp1
35)	6'59.095	18.007	23.010	<b>7'40.112</b> p1
36)	29.247	16.059	23.092	<b>1'08.398</b> p1
37)	28.771	15.184	21.248	<b>1'05.203</b> p1
38)	28.789	15.059	21.096	<b>1'04.944</b> p1
39)	28.883	15.218	21.457	<b>1'05.558</b> p1
40)	28.642	15.216	20.980	<b>1'04.838</b> p1
41)	28.559	15.028	21.045	<b>1'04.632</b> p1
42)	28.563	15.117	20.976	<b>1'04.656</b> p1

# CAMPIONATO ITALIANO FORMULA 3 TEST UFFICIALI



Autodromo Riccardo Paletti 2.375m.

Autodromo Riccardo Paletti 2.375m.

## CHRONOLOGICAL ANALYSIS SESSIONE POMERIGGIO

LAP    SETT.1    SETT.2    FINISH    TIME

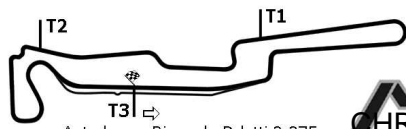
LAP    SETT.1    SETT.2    FINISH    TIME

**49 VALORI Ronnie** ITA

B.V.E. RACIN    MYGALE M09 F    E    CIF3

1)	16'32.435	15.273	21.992	<b>1'06.729</b>	p1
2)	29.086	15.144	21.533	<b>1'05.763</b>	p1
3)	14'40.141	16.485	22.358	<b>15'18.984</b>	p1
4)	29.533	15.413	22.394	<b>1'07.340</b>	p1
5)	29.747	15.395	21.656	<b>1'06.798</b>	p1
6)	29.062	15.474	21.764	<b>1'06.300</b>	p1
7)	30.335	15.437	21.749	<b>1'07.521</b>	p1
8)	29.104	16.555	21.822	<b>1'07.481</b>	p1
9)	29.136	15.145	21.478	<b>1'05.759</b>	p1
10)	29.208	15.202	21.607	<b>1'06.017</b>	p1
11)	29.230	15.299	21.601	<b>1'06.130</b>	p1
12)	28.991	15.098	21.430	<b>1'05.519</b>	p1
13)	29.022	15.223	26.503	<b>1'10.748</b>	Bp1
14)	20'21.490	17.965	26.853	<b>21'06.308</b>	Bp1
15)	28'48.589	15.600	21.931	<b>29'26.120</b>	p1
16)	29.268	15.233	21.417	<b>1'05.918</b>	p1
17)	28.946	15.067	21.792	<b>1'05.805</b>	p1
18)	28.751	14.975	21.436	<b>1'05.162</b>	p1
19)	28.645	15.071	21.181	<b>1'04.897</b>	p1
20)	28.766	15.025	21.113	<b>1'04.904</b>	p1
21)	28.771	14.933	21.212	<b>1'04.916</b>	p1
22)	28.590	14.927	21.576	<b>1'05.093</b>	p1
23)	28.836	14.906	21.216	<b>1'04.958</b>	p1
24)	28.713	14.885	21.183	<b>1'04.781</b>	p1
25)	28.740	14.807	21.136	<b>1'04.683</b>	p1
26)	23'16.548	15.908	22.114	<b>23'54.570</b>	p1
27)	29.138	15.238	21.254	<b>1'05.630</b>	p1
28)	28.847	15.160	21.254	<b>1'05.261</b>	p1
29)	28.771	15.010	21.302	<b>1'05.083</b>	p1
30)	9'43.334	15.333	21.430	<b>10'20.097</b>	p1
31)	28.934	15.144	21.229	<b>1'05.307</b>	p1
32)	28.841	14.929	21.109	<b>1'04.879</b>	p1
33)	28.659	14.962	21.044	<b>1'04.665</b>	p1
34)	31.837	14.946	21.267	<b>1'08.050</b>	p1
35)	28.682	14.950	21.109	<b>1'04.741</b>	p1
36)	28.729	15.005	21.234	<b>1'04.968</b>	p1
37)	28.862	14.891	21.184	<b>1'04.937</b>	p1
38)	17'07.421	16.097	22.179	<b>17'45.697</b>	p1
39)	29.933	15.289	21.336	<b>1'06.558</b>	p1
40)	28.759	14.841	20.947	<b>1'04.547</b>	p1
41)	28.386	14.878	21.052	<b>1'04.316</b>	p1
42)	28.430	14.950	20.775	<b>1'04.155</b>	p1
43)	28.321	14.942	20.975	<b>1'04.238</b>	p1
44)	28.438	14.838	21.494	<b>1'04.770</b>	p1
45)	28.602	15.070	21.020	<b>1'04.692</b>	p1
46)	31.927	14.978	20.876	<b>1'07.781</b>	p1
47)	28.762	14.906	20.878	<b>1'04.546</b>	p1
48)	28.561	14.973	20.980	<b>1'04.514</b>	p1

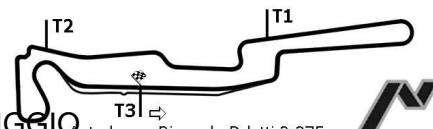
# CAMPIONATO ITALIANO FORMULA 3 TEST UFFICIALI



Autodromo Riccardo Paletti 2.375m.



CHRONOLOGICAL ANALYSIS SESSIONE POMERIGGIO



Autodromo Riccardo Paletti 2.375m.



LAP SETT.1 SETT.2 FINISH TIME

LAP SETT.1 SETT.2 FINISH TIME

**50 LUCIDI MOTORS SRL** ITA

LUCIDI MOTOR DALLARA F308 E CIF3

1)	45'58.824	16.114	21.898	<b>1'06.915</b>	p1
2)	28.677	15.099	21.641	<b>1'05.417</b>	p1
3)	28.721	15.010	21.250	<b>1'04.981</b>	p1
4)	28.788	15.002	21.458	<b>1'05.248</b>	p1
5)	28.541	15.064	21.268	<b>1'04.873</b>	p1
6)	28.683	15.451	21.854	<b>1'05.988</b>	p1
7)	28.800	15.152	21.374	<b>1'05.326</b>	p1
8)	28.735	15.062	29.399	<b>1'13.196</b>	Bp1
9)	09'26.959	17.096	23.836	<b>:1'07.891</b>	p1
10)	29.788	15.796	22.000	<b>1'07.584</b>	p1
11)	29.115	15.452	21.379	<b>1'05.946</b>	p1
12)	28.748	15.443	21.944	<b>1'06.135</b>	p1
13)	28.833	15.251	21.322	<b>1'05.406</b>	p1
14)	28.933	15.129	21.377	<b>1'05.439</b>	p1
15)	28.656	15.249	21.176	<b>1'05.081</b>	p1
16)	28.599	15.094	21.292	<b>1'04.985</b>	p1
17)	28.504	15.066	20.953	<b>1'04.523</b>	p1
18)	28.545	15.118	21.111	<b>1'04.774</b>	p1
19)	28.556	15.068	27.136	<b>1'10.760</b>	Bp1
20)	7'08.411	16.460	22.066	<b>7'46.937</b>	p1
21)	28.882	15.681	21.226	<b>1'05.789</b>	p1
22)	10'36.485	15.544	21.645	<b>11'13.674</b>	p1
23)	28.825	15.568	21.203	<b>1'05.596</b>	p1
24)	28.491	14.959	21.551	<b>1'05.001</b>	p1
25)	28.332	14.862	20.808	<b>1'04.002</b>	p1
26)	28.298	14.899	20.869	<b>1'04.066</b>	p1
27)	28.350	14.891	20.873	<b>1'04.114</b>	p1
28)	28.318	14.973	20.909	<b>1'04.200</b>	p1
29)	29.844	16.231	29.419	<b>1'15.494</b>	Bp1
30)	25'40.592	15.432	21.257	<b>26'17.281</b>	p1
31)	28.656	15.083	21.160	<b>1'04.899</b>	p1
32)	28.519	15.102	21.054	<b>1'04.675</b>	p1
33)	28.310	14.875	20.921	<b>1'04.106</b>	p1
34)	8'39.700	15.124	21.763	<b>9'16.587</b>	p1
35)	28.503	14.902	20.912	<b>1'04.317</b>	p1
36)	28.273	14.905	20.860	<b>1'04.038</b>	p1
37)	28.173	14.828	20.789	<b>1'03.790</b>	p1
38)	28.188	14.768	20.801	<b>1'03.757</b>	p1
39)	28.230	14.708	21.117	<b>1'04.055</b>	p1
40)	28.346	14.862	20.907	<b>1'04.115</b>	p1
41)	28.846	15.962	24.966	<b>1'09.774</b>	p1
42)	28.556	14.937	21.162	<b>1'04.655</b>	p1
43)	14'49.201	17.832	22.755	<b>15'29.788</b>	p1
44)	29.398	15.072	21.171	<b>1'05.641</b>	p1
45)	28.420	14.931	20.716	<b>1'04.067</b>	p1
46)	28.187	14.894	20.690	<b>1'03.771</b>	p1
47)	28.233	14.805	20.760	<b>1'03.798</b>	p1
48)	28.146	14.862	21.404	<b>1'04.412</b>	p1
49)	28.311	14.915	21.057	<b>1'04.283</b>	p1
50)	28.638	15.316	20.724	<b>1'04.678</b>	p1
51)	28.177	15.092	20.948	<b>1'04.217</b>	p1
52)	28.235	14.834	20.818	<b>1'03.887</b>	p1
53)	28.275	15.864	21.199	<b>1'05.338</b>	p1
54)	28.474	15.064	20.887	<b>1'04.425</b>	p1
55)	28.420	14.916	21.042	<b>1'04.378</b>	p1

---

<i>LAP</i>	<i>SETT.1</i>	<i>SETT.2</i>	<i>FINISH</i>	<i>TIME</i>
56)	28.420	14.995	20.885	<b>1'04.300</b> p1

<i>LAP</i>	<i>SETT.1</i>	<i>SETT.2</i>	<i>FINISH</i>	<i>TIME</i>
------------	---------------	---------------	---------------	-------------

Esposta ore:

Il DSC: Rapi Andrea